

Playful Agentic Robot Learning

Junyi Zhang^{1,*;†}, Jiaxin Ge^{1,*;†}, Hanjun Yoo^{1;†}, Letian Fu^{1;‡}, Zihan Yang^{2;‡}, Yaowei Liu^{2;‡}, Raj Saravanan^{1;‡}
 Shaofeng Yin², Justin Yu¹, Dantong Niu¹, Zirui Wang¹, Roei Herzig¹, Ken Goldberg¹, Yutong Bai¹
 David M. Chan¹, Ion Stoica¹, Angjoo Kanazawa¹, Jiahui Lei^{1;§}, Haiwen Feng^{1,2;§}, Trevor Darrell¹

¹University of California, Berkeley ²Impossible Research

<https://Playful-RATs.github.io>

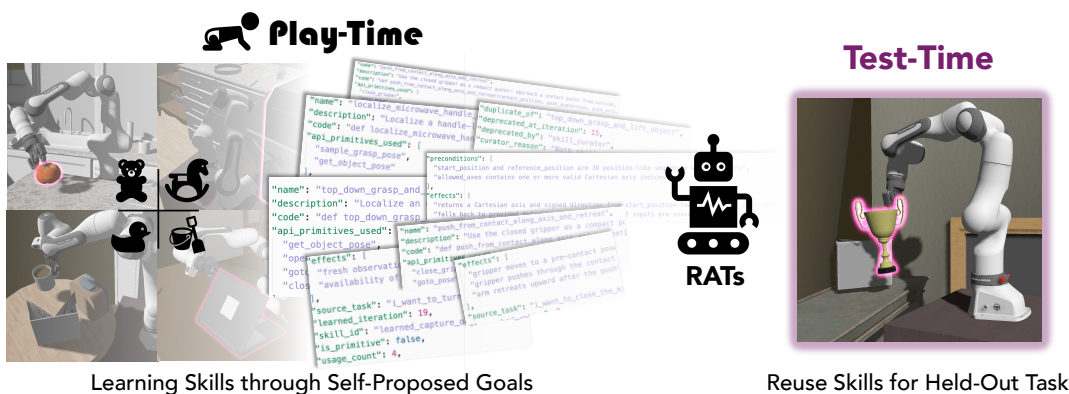


Figure 1: **RATs enables Playful Agentic Robot Learning.** Prior to receiving extrinsic reward signals, play-based Robotics Agent Teams autonomously propose intrinsic goals, practice them through Code-as-Policy execution, and distill successful behaviors into a reusable code skill library. At test time, the learned skills are retrieved and reused to solve future tasks.

Abstract: Current agentic robot systems can write executable Code-as-Policy programs, observe feedback, and revise behavior across multiple attempts, but they remain largely task-driven: reusable skills are acquired only after explicit instructions. We study *Playful Agentic Robot Learning*, where an embodied coding agent uses self-directed play as a continual skill-learning stage before downstream tasks arrive. We introduce RATs, Robotics Agent Teams designed for play-time skill acquisition. During play, RATs proposes novel yet learnable exploratory tasks, plans and executes robot-code policies, verifies intermediate progress, diagnoses failures, retries with dense, step-level feedback, and distills successful executions into a persistent code skill library. At test time, the agent reuses relevant skills from this frozen library to help solve new tasks. Experiments in LIBERO-PRO and MolmoSpaces show that play-learned skills improve held-out downstream tasks over no play and random-play baselines, with a 20.6 and 17.0 percentage-point gains over CaP-Agent0 on LIBERO-PRO and MolmoSpaces, respectively. Moreover, the learned skills can be plugged into other inference-time Code-as-Policy agents by simply retrieving them into the context, improving RoboSuite and real-world transfer by 8.9 and 8.8 points, respectively, without fine-tuning the underlying model.

Keywords: Learning through Play, Agentic Robotics, Continual Skill Learning

* project leads, ordered by coin flip; †,‡,§ equal contribution

1 Introduction

Recent foundation models have made robot learning increasingly *agentic*: language and multimodal models can generate plans, call perception and control tools, write executable Code-as-Policy programs, observe feedback, and revise behavior over multiple attempts [1, 2, 3]. Such agents offer a modular and inspectable alternative to end-to-end vision-language-action policies [4, 5, 6], and recent frameworks such as CaP-X [7] show that embodied coding agents can benefit from multi-turn execution feedback, visual differencing, and automatic skill synthesis. However, most current agentic robot systems remain largely *task-driven*: they learn only after receiving external instructions. Even when successful executions are stored as reusable skills, continual learning remains reactive rather than proactive.

Natural intelligence suggests a different model. Children acquire reusable skills through play before explicit goals are given, discovering controllable effects and practicing near the boundary of their competence [8, 9, 10]. This idea has long motivated developmental robotics and intrinsic motivation, where agents favor experiences that are novel yet learnable [11, 12, 13, 14]. We argue that these classical ideas are newly powerful in the era of Code-as-Policy agents: unlike earlier systems that explored fixed sensorimotor, goal, or feature spaces [12, 13, 15, 16], coding agents can express exploratory goals in language, execute them as programs, inspect outcomes, and save successful behaviors as callable code. This makes play a practical mechanism for acquiring reusable robot skills before downstream tasks are specified.

In this paper, we study *Playful Agentic Robot Learning*: how an agentic robot system can use self-directed play as a continual skill-learning stage before deployment to downstream tasks. We introduce RATS, Robotics Agent Teams designed to realize this setting. RATS treats play not merely as open-ended exploration, but as an explicit skill-acquisition process. In each environment, the agent team proposes exploratory tasks, plans, and executes Code-as-Policy programs, verifies progress, diagnoses failures, retries with feedback, and distills successful executions into a persistent code skill library. The learned library is then reused at inference time to solve novel tasks. In this way, RATS asks not only how a robot should solve a task once it is given, but what skills the robot should practice and accumulate before being asked.

A central design goal of RATS is to make play informative enough for continual skill learning. A single task-level success or failure signal is often too sparse to explain what the robot has learned, which substep failed, or what reusable behavior should be saved. RATS therefore uses a structured agent team with planning, per-step verification, multi-attempt retry, failure diagnosis, and memory update. These components provide dense feedback over intermediate subgoals and execution attempts, allowing the system to preserve working parts of a policy, localize missing capabilities, and convert successful behaviors into reusable skills. Task proposal uses a simple novelty-learnability rule, encouraging the agent to practice interactions that expand the current skill library while remaining physically achievable [12, 13].

We evaluate RATS in simulated play environments, including LIBERO-PRO and MolmoSpaces, and test whether skills acquired during play improve held-out downstream benchmark tasks. On LIBERO-PRO, RATS improves average success by 20.6 percentage points over CaP-Agent0; on MolmoSpaces, it improves average success by 17.0 points. The learned skills also transfer across environments: LIBERO-PRO skills plugged into CaP-Agent0 improve RoboSuite success by 8.9 points. These results suggest that play-learned code skills provide a practical, plug-and-play skill-library mechanism for improving agentic robot systems without finetuning the underlying model.

In summary, we formulate *Playful Agentic Robot Learning*, where embodied coding agents acquire reusable skills through self-directed play before downstream tasks are given. We design RATS, Robotics Agent Teams for play-time continual skill learning, with planning, per-step verification, retry, diagnosis, and memory mechanisms that provide dense feedback for learning reusable skills from autonomous interaction. We show that the resulting skill library improves downstream performance both within the full RATS system and as a plug-and-play addition to other inference-time Code-as-Policy methods.

2 Related Work

Play, Curiosity, and Developmental Robotics. Play has long been viewed as a central mechanism for skill development in natural intelligence: before children are given explicit tasks, they explore objects, discover controllable effects, and practice emerging motor routines [8, 17, 18, 9]. Rather than random activity, play provides a self-directed curriculum that samples interactions that are novel, meaningful, and near the boundary of current competence. This view has inspired computational models of curiosity and intrinsic motivation, where agents acquire skills before external rewards by pursuing prediction error, information gain, novelty, learning progress, or intermediate difficulty [11, 19, 16, 12, 20, 21]. Developmental robotics instantiated these ideas through Intelligent Adaptive Curiosity, goal babbling, competence-progress-driven goal selection, and modular curiosity systems for discovering object interactions and tool-use precursors [22, 13, 14, 23]. In robot learning, play has provided broad, task-agnostic interaction data for learning reusable manipulation behaviors, latent plans, and hierarchical policies without segmented task demonstrations [24, 25], while language-conditioned curiosity uses compositional goals to expand exploration [26]. RATS extends this play-driven skill-acquisition paradigm to Code-as-Policy agents, where self-proposed practice goals are executed as robot programs and distilled into reusable code skills.

Continual Skill Learning and Curriculum in Robotics. Continual robot learning studies how agents acquire, retain, and reuse knowledge over extended experience [27, 28, 29]. In manipulation, this often takes the form of reusable skills, options, motor primitives, affordances, behavioral priors, or hierarchical policies that can be transferred and composed across tasks [30, 31, 32, 33, 34, 35, 36]. Curriculum learning provides a complementary mechanism for improving long-horizon learning by ordering tasks from simple to complex [37, 38], selecting tasks, goals, or demonstrations near the agent’s competence boundary, expanding from known states, or training goal-conditioned policies over diverse goals [39, 40, 41, 26, 42]. These methods provide mechanisms for skill reuse and automatic task ordering, but typically assume a predefined task family, goal representation, reward function, or externally provided experience stream. RATS differs by treating the curriculum itself as an object of autonomous discovery in a Code-as-Policy agent.

Code-as-Policy and Agentic Robot Learning. Code-as-Policy methods use large language or multimodal models to synthesize executable robot programs that compose perception, planning, and control APIs, making robot policies modular, inspectable, and reusable [1, 2, 3, 43, 44, 45]. Related embodied LMM systems ground language plans in pretrained skills, affordance models, scene representations, visual feedback, or 3D value maps for long-horizon manipulation [46, 47, 48, 49, 50]. Agentic methods further use reasoning-action loops, execution feedback, self-refinement, and tool use to improve generated programs [51, 52, 53, 54]; in robotics, CaP-X shows that multi-turn feedback, visual differencing, parallel reasoning, skill synthesis, and verifiable rewards improve embodied coding agents [7]. However, most robot Code-as-Policy systems remain task-driven: an agent writes and revises code for a given instruction, and reusable skills are accumulated only as byproducts of solving provided tasks. Open-ended LMM agents such as Voyager show that automatic curricula and executable skill libraries can support lifelong exploration [55], while sleep-time compute suggests spending computation before queries arrive to improve future performance [56]. RATS brings this skill-acquisition view to physically grounded Code-as-Policy learning, asking what the robot should practice before downstream tasks are specified.

3 Robotics Agent Teams for Playful Agentic Robot Learning

3.1 Problem Setup and Overview

RATS is a multi-agent Code-as-Policy system that enables *Playful Agentic Robot Learning*, i.e., optimizing and accumulating reusable skills through interactions with the environment, driven by intrinsic reward signals. **Code-as-Policy Formulation:** In a standard Code-as-Policy (CaP) framework, an agent is provided with an environment context c , some existing primitive functions f , and a language instruction l . The agent then synthesizes an executable program π (e.g., Python code)

Algorithm 1 RATs at Play

Require: Training Env \mathcal{E}_{train} ; Test Env \mathcal{E}_{test} ; Iterations N **Ensure:** Final Evaluation Score $S_{learned}$, Learned Skill Library \mathcal{L} , Initial primitive library \mathcal{L}_0

```
1:  $\mathcal{L} \leftarrow \mathcal{L}_0, \mathcal{M} \leftarrow \emptyset$  ▷ Initialize skill library with primitives and empty memory
   // Phase 1: Play-Time Skill Acquisition
2: for  $t = 1 \dots N$  do
3:    $\tau_t \leftarrow \text{PROPOSETASK}(\mathcal{E}_{train}, \mathcal{L}, \mathcal{M})$  ▷ Step 1: Propose task
4:    $\text{success}_t, \pi_t \leftarrow \text{RUNTASK}(\tau_t, \mathcal{L})$  ▷ Step 2: Agent system runs task
5:    $\mathcal{L}, \mathcal{M} \leftarrow \text{UPDATEMEMORY}(\text{success}_t, \pi_t, \mathcal{L}, \mathcal{M})$  ▷ Step 3: Update skill & memory
6: end for
   // Phase 2: Evaluation with Learned Skill Library (via RATs Exec. or plug-in CaP-Agent0)
7:  $S_{learned} \leftarrow \text{EVALUATE}(\mathcal{E}_{test}, \text{AGENT}(\mathcal{L}))$  ▷ Step 4: Use learned skills on test set
8: return  $S_{learned}, \mathcal{L}$ 
```

conditioned on (c, f, l) that can be executed to accomplish the task. **Play-Time Formulation:** We study a play-time setting in which the above external task instruction l is removed. Instead, the agent autonomously proposes and practices self-generated tasks τ_t in a play environment \mathcal{E}_{play} , with the goal of acquiring skills that improve later downstream task solving.

Method Overview: During play-time, RATs maintains a skill library \mathcal{L} and a failure memory \mathcal{M} . The skill library is defined as $\mathcal{L} = \mathcal{L}_0 \cup \mathcal{L}_{learned}$, where $\mathcal{L}_0 \equiv f$ contains the initial primitives and $\mathcal{L}_{learned}$ stores code skills extracted from successful play executions. The failure memory \mathcal{M} stores compact lessons from failed attempts, such as missing preconditions or corrections useful for retry. After N play iterations, the learned library \mathcal{L} is reused at test time. The objective is to obtain a library that improves performance on unseen test tasks over using the initial primitives \mathcal{L}_0 alone. Algorithm 1 describes the full loop of RATs at Play. Concretely, RATs is organized as three collaborating teams: a **Task Proposer** team that selects which play tasks to practice (Sec. 3.2), an **Execution** team that writes, runs, verifies, and diagnoses robot-control code (Sec. 3.3), and a **Memory-Management** team that distills outcomes into the skill library and failure memory (Sec. 3.4).

3.2 Task Proposer Team

To accumulate skills without external rewards, the agent must be driven by intrinsic motivation. Inspired by developmental psychology, where young children discover robust physical capabilities through unstructured, self-directed play [12], we formalize “play” as a bottom-up task-generation process. Rather than optimizing for externally provided goals, the agent proposes tasks based on direct observations of the scene structure and objects, while drawing on a record of its own prior attempts. To enable such exploration, the agent’s task selection is guided by an intrinsic curiosity reward that favors tasks that are novel yet not too difficult. We design a two-stage task-proposal method to operationalize this principle.

Candidate Task Generation. At iteration t , we condition the proposer LLM on the current scene context c_t , the current learned skill library \mathcal{L} , and failure memory \mathcal{M} . We explicitly prompt the LLM to be exploratory about the environment. Guided by this playful prior, the LLM generates a candidate pool \mathcal{T}_t of task descriptions.

Goldilocks-Driven Task Selection. To select the task τ_t from the candidate pool \mathcal{T}_t , we employ the “Goldilocks” principle to target the task that is neither too easy nor too difficult [13, 21]. Formally, we evaluate each candidate τ by maximizing an analytical score: $\tau_t = \arg \max_{\tau \in \mathcal{T}_t} [\mathcal{N}(\tau) \cdot \mathcal{F}(\tau)]$. This objective balances exploration and learnability through two components:

- (1) **Object-Skill Novelty** $\mathcal{N}(\tau)$: Defined as $\frac{1}{|O(\tau) \times S(\tau)|} \sum_{(o,s)} \frac{1}{\sqrt{N(o,s)+1}}$, where $O(\tau)$ and $S(\tau)$ are the objects and required skills, and $N(o, s)$ is their historical attempt count. This term encourages exploration by favoring rarely-trying combinations.
- (2) **Competence Frontier** $\mathcal{F}(\tau)$: Formulated as $4\bar{r}(\tau) (1 - \bar{r}(\tau))$, where $\bar{r}(\tau) = \frac{1}{|S(\tau)|} \sum_s \hat{r}(s)$ is the average Wilson-bounded empirical success rate $\hat{r}(s)$ of the required skills s . This filter peaks at

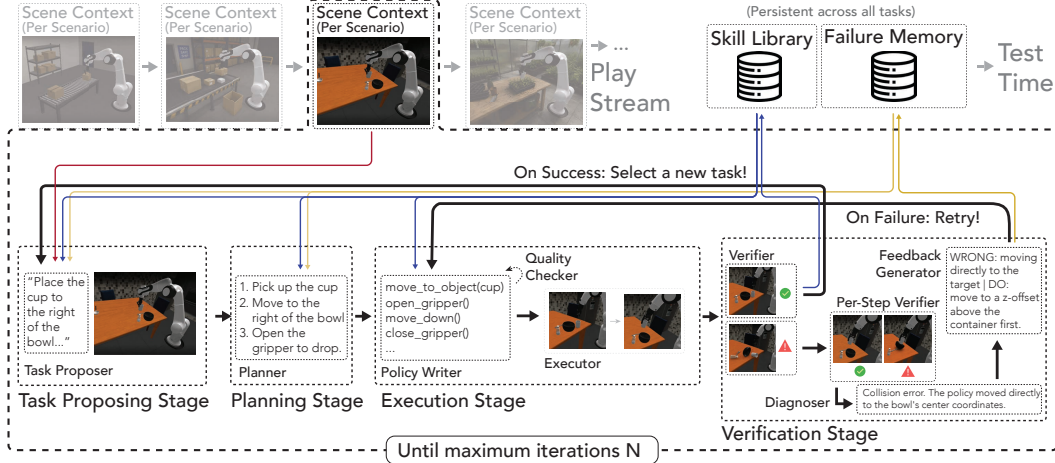


Figure 2: **RATS at play.** RATS proposes self-directed play tasks, solves them with a Code-as-Policy agent team, and uses verification and diagnosis feedback to retry failed attempts. Successful behaviors are distilled into a reusable skill library, which is later retrieved at test time for target tasks.

the learnability sweet spot ($\bar{r} \approx 0.5$), encouraging semi-familiar tasks over trivial ($\bar{r} \rightarrow 1$) or impossible ($\bar{r} \rightarrow 0$) ones. Once a task is selected, an *Environment Creator* agent builds the corresponding play environment for LIBERO-PRO.

3.3 Execution Team

Once a task τ_t is proposed, RATS executes it through a Code-as-Policy agent team, as shown in Fig. 2. The team is organized into three roles. **Planning Agent.** Given the environment, task description, failure memory, and available skills, the planner produces an ordered plan and annotates each step with relevant retrieved skills. **Execution Agents.** The *Policy Writer* converts the plan into executable robot-control code, which is then run in the environment. When a failure diagnosis identifies a persistent local bottleneck, such as a difficult grasp or articulation, a *SubAgent* can practice the sub-action in isolation and return a reusable helper routine. **Verification Agents.** The verification agents provide feedback at multiple levels: the *Planner Verifier* checks whether the plan is physically grounded in the scene, the *Quality Checker* screens generated code for invalid or unsafe patterns, the *Goal Verifier* evaluates final task success, the *Per-Step Verifier* produces step-level verdicts, and the *Failure Diagnoser* summarizes the failure mode and suggests corrections for retry.

Agent Team Orchestration. RATS couples these roles into a Write-Execute-Verify-Diagnose loop. The planner first generates a plan, which is checked and refined if it is inconsistent with the initial scene. The team then enters an inner loop with a retry budget. At each attempt, the Policy Writer generates code, the approved code is executed, and the Goal and Per-Step Verifiers evaluate the outcome. If the task succeeds, the loop stops. Otherwise, the Failure Diagnoser returns feedback that guides the next attempt. This feedback allows the system to preserve working substeps, revise faulty code or plans, and spawn a SubAgent when a missing capability should be practiced separately.

3.4 Memory-Management Team

RATS maintains two persistent stores: the skill library \mathcal{L} and the failure memory \mathcal{M} . They are updated after each play attempt and periodically curated to keep retrieval useful.

Immediate Post-Episode Updates. After each task attempt, RATS updates both stores according to the outcome. On success, the system extracts self-contained, semantically meaningful functions from the successful code, writes docstrings, and inserts them into \mathcal{L} as *experimental* skills. On failure, it records the failed episode in \mathcal{M} and distills it into a compact lesson, such as a missing precondition or a correction useful for future retries. Regardless of success, RATS tracks how reliably each invoked skill works over time. Newly added skills start as *experimental*; skills that

Table 1: **LIBERO-PRO in-domain evaluation.** “Pos.” corresponds to the initial-position swap split, and “Task” corresponds to the task perturbation split. “Avg.” is averaged over all six splits.

Method	Object		Goal		Spatial		Avg.
	Pos.	Task	Pos.	Task	Pos.	Task	
OpenVLA	0.0	0.0	0.0	0.0	0.0	0.0	0.0
π_0	0.0	0.0	0.0	0.0	0.0	0.0	0.0
$\pi_{0.5}$	17.0	1.0	38.0	0.0	20.0	1.0	12.8
CAP-AGENT0	27.0	31.0	29.0	16.0	13.0	23.0	23.2
RATS (OURS)	61.0	63.0	43.0	36.0	29.0	31.0	43.8

Table 2: **MolmoSpaces in-domain evaluation.** Each category has 10 tasks, with 10 trials per task.

Method	Open	Close	Pick	Pick-and-Place	Avg.
CAP-AGENT0	14.0	36.0	23.0	11.0	21.0
RATS (OURS)	20.0	73.0	37.0	22.0	38.0

repeatedly succeed are promoted to *verified* and prioritized in retrieval, while skills that repeatedly fail are marked as *deprecated* and hidden from future planning.

Periodic Memory Curation and Skill Proposal. Because both stores grow over time, RATS runs maintenance every K iterations (default $K=5$). The *Memory Curator* merges or rewrites near-duplicate skills and removes redundant lessons. When recent failures reveal repeated missing capabilities, the *Skill Proposer* drafts candidate helper functions from existing primitives. These proposed helpers enter \mathcal{L} as *experimental* skills and earn reliability through later use.

3.5 Evaluation With the Learned Skill Library

After the play-time skill development, the system switches to solving externally provided tasks. During the test-time phase, all intrinsic exploration and memory-update mechanisms (*i.e.*, the Task Proposer and Memory Curator) are disabled. Instead, the system uses its existing knowledge base to solve the tasks. The learned skill library \mathcal{L} can be used in two ways: (1) **Plug-and-Play Execution:** To demonstrate the standalone value of the skills acquired during play-time, the frozen library \mathcal{L} can be plugged directly into a standard single-agent Code-as-Policy baseline (*e.g.*, CaP-Agent0). (2) **RATS Execution:** The Execution Team is deployed to solve the task with the skill library from play-time. The Planner now draws on the learned skills, allowing the team to bypass low-level physical bottlenecks and compose robust plans for complex tasks.

4 Experimental Results

We evaluate whether skills learned through autonomous play improve Code-as-Policy agents at test time. We report in-domain generalization on LIBERO-PRO and MolmoSpaces (Sec. 4.2), cross-environment transfer to RoboSuite [57] (Sec. 4.3), ablations isolating the effect of curiosity-driven play (Sec. 4.4), and preliminary real-world transfer (Sec. 4.5).

4.1 Experiment Details

Benchmarks. We use three manipulation suites. *LIBERO-PRO* [58, 59] tests Object, Goal, and Spatial generalization tasks. It perturbs each task along three axes (object, goal, spatial), each with an initial-position swap (“Pos.”) and a task perturbation (“Task”). *MolmoSpaces* [60] tests Open, Close, Pick, and Pick & Place tasks. It scores success from grounded scene state and natural-language criteria, complementing the predicate-based tasks of LIBERO-PRO. Both LIBERO-PRO and MolmoSpaces serve as play environments and in-domain evaluation benchmarks; we describe both benchmarks in detail in Appendix D. *RoboSuite* is a separate simulator, held out from play, used only for cross-environment transfer.




Figure 3: **Qualitative comparisons in simulation.**




Figure 4: **Qualitative results of sim-to-real transfer.**

Methods. We compare against VLA policies, OpenVLA [61], π_0 [5], and $\pi_{0.5}$ [6], and against *CaP-Agent0* [7], the Code-as-Policy agent run with only the primitive library \mathcal{L}_0 (the “No Play” condition). For RATs, we play on LIBERO-PRO and MolmoSpaces environment for 50 iterations each with gemini-3.1pro-preview. See Appendix A for more details.

Metric and Evaluation Modes. We report task success rate and evaluate the learned library in two modes: a *plug-in* mode that retrieves skills into CaP-Agent0’s context, and a *full-system* mode (RATs Exec.) that runs the complete task execution system.

4.2 In-Domain Evaluation

On LIBERO-PRO, we evaluate on 60 held-out tasks under 10 initializations each, for a total of 600 trials. Table 1 shows RATs raises average success from 23.2% (CaP-Agent0) to 43.8% (+20.6 pp) and outperforms all VLA baselines, the best of which ($\pi_{0.5}$) reaches 12.8%. Gains are largest on the object splits (61.0% and 63.0%) but also appear on the goal and spatial splits, indicating that the play-learned skills generalize beyond the tasks practiced during play. For MolmoSpaces, we sample 10 tasks from each of four task categories (opening, closing, picking, pick and place) and run 10 trials each, for a total of 400 trials. Table 2 shows RATs improves average success from 21.0% to 38.0% and improves significantly on all categories. Refer to Fig. 3 for the qualitative results.

4.3 Cross-Environment Transfer

We test whether skills learned in one simulation environment transfer to another. Specifically, we plug the skill library learned from LIBERO-PRO play into CaP-Agent0 and evaluate it on Robo-

Table 3: **Cross-environment transfer on RoboSuite and preliminary real-world evaluation.** Skills are learned by RATS during LIBERO-PRO play and reused with the CaP-Agent0 system. Each RoboSuite task has 50 trials, and each real-world task has 40 trials.

Task	CAP-AGENT0	CAP-AGENT0 + RATS SKILLS (LIBERO-PRO)	Δ
Cube lifting	34/50 (68.0%)	42/50 (84.0%)	+16.0 pp
Cube restacking	17/50 (34.0%)	23/50 (46.0%)	+12.0 pp
Cube stacking	23/50 (46.0%)	30/50 (60.0%)	+14.0 pp
Nut assembly	0/50 (0.0%)	0/50 (0.0%)	0.0 pp
Spill wiping	50/50 (100.0%)	50/50 (100.0%)	0.0 pp
Two-arm handover	12/50 (24.0%)	10/50 (20.0%)	-4.0 pp
Two-arm lifting	5/50 (10.0%)	17/50 (34.0%)	+24.0 pp
Average (RoboSuite)	141/350 (40.3%)	172/350 (49.1%)	+8.9 pp
Pick up red cube	14/40 (35.0%)	17/40 (42.5%)	+7.5 pp
Place cube in bowl	10/40 (25.0%)	14/40 (35.0%)	+10.0 pp
Average (Real World)	24/80 (30.0%)	31/80 (38.8%)	+8.8 pp

Table 4: **LIBERO-PRO ablation over play strategy and test-time system.** All play-based variants use 50 play iterations. All play-time skills are learned by our proposed RATS system. For the RATS Exec. test-time system, we use 5 trials per task rather than 10.

Test-Time System	Play-Time Skills	Object		Goal		Spatial		Avg.
		Pos.	Task	Pos.	Task	Pos.	Task	
CAP-AGENT0	No Play	27.0	31.0	29.0	16.0	13.0	23.0	23.2
	Random Play	20.0	28.0	32.0	16.0	20.0	32.0	24.7
	Curious Play	51.0	47.0	34.0	20.0	19.0	23.0	32.3
RATS EXEC.	No Play	54.0	58.0	32.0	24.0	20.0	30.0	36.3
	Random Play	54.0	46.0	34.0	44.0	24.0	28.0	38.3
	Curious Play	60.0	60.0	48.0	38.0	30.0	30.0	44.3

Suite, which is never seen during play. We use five randomizations \times 10 trials (50 trials) per task. Table 3 shows that transferred skills raise average success from 40.3% to 49.1% (+8.9 pp), with broad gains on cube lifting (+16.0 pp) and two-arm lifting (+24.0 pp). Notably, this largest gain is *cross-embodiment*: although the skills are practiced on the single-arm LIBERO-PRO robot, they still transfer to this two-arm collaborative task.

4.4 Ablating Play Strategy and Test-Time Execution

To understand the performance gains, we ablate our system on LIBERO-PRO along two dimensions: (1) Play Strategy: We compare *No Play* (primitives only), *Random Play* (50 iterations of randomly sampled tasks), and *Curious Play* (50 iterations of play using our task proposer). (2) Test-Time System: We evaluate the learned library using either a standard *CaP-Agent0* baseline or our full RATS system. Table 4 shows two findings: First, curiosity is essential for effective play: under CaP-Agent0, *Random Play* provides little gain over *No Play* (23.2% \rightarrow 24.7%), while *Curious Play* improves performance to 32.3%. Second, play and test-time execution are complementary: improving only execution raises performance from 23.2% to 36.3%, while improving only play raises it to 32.3%; combining both yields the best, 44.3%. See Appendix C for more play details. We report additional ablations on MolmoSpaces and a token-cost analysis in Appendix E.

4.5 Sim-to-Real Evaluation

Finally, we evaluate whether the skill library acquired during simulated play can be reused on a physical robot. We export the skill library learned after 50 iterations of play in LIBERO-PRO and deploy it directly, without real-world play or finetuning. Given real-world manipulation instructions such as cube picking and placing, the system retrieves relevant skills from the library and executes policies through the robot’s control APIs. As in Table 3 (bottom), adding RATS-learned skills improves over the CAP-AGENT0 baseline by 8.8 percentage points on this real-world task set. These results suggest that play-learned code skills can be reused on real hardware for simple manipulation tasks. We show demonstrations in Figure 4, with additional details in Appendix B.

5 Conclusion

We introduced RATs, a playful agentic robot learning framework that acquires reusable Code-as-Policy skills before downstream tasks are given. Across LIBERO-PRO and MolmoSpaces, RATs substantially improves over CaP-Agent0 and VLA baselines, and ablations show that random play under the same budget produces much smaller gains. Cross-environment results on RoboSuite and real-world evaluations further suggest that skills learned through self-proposed play can transfer beyond the original play environment. Together, these results support playful skill acquisition as a practical way to improve agentic robot systems without finetuning the underlying model.

Limitations

While RATs is an initial step toward playful agentic robot learning, its evaluation remains primarily simulation-based, requiring larger-scale physical deployment to validate robust sim-to-real transfer. Moreover, play-time skill acquisition is constrained by the diversity of available simulation environments, limiting the range of objects, dynamics, and affordances the agent can practice. Additionally, improper skill reuse can hurt performance when retrieved skills do not fit the downstream task, showing the need for better retrieval and context-aware selection. Finally, RATs increases inference costs, relies heavily on VLM verification, and remains bounded by primitive-level control APIs, which limits dexterous manipulation and motivates lighter feedback mechanisms and richer low-level controllers for real-world scaling.

Acknowledgments

We thank Baifeng Shi, XuDong Wang, and Jianyuan Wang for helpful feedback. We thank Simeon Adebola for the help during the real-world evaluation. The UC Berkeley authors acknowledge support from the BAIR Commons Humanoid Intelligence Center.

References

- [1] J. Liang, W. Huang, F. Xia, P. Xu, K. Hausman, B. Ichter, P. Florence, and A. Zeng. Code as policies: Language model programs for embodied control. In *2023 IEEE International Conference on Robotics and Automation (ICRA)*, pages 9493–9500. IEEE, 2023.
- [2] I. Singh, V. Blukis, A. Mousavian, A. Goyal, D. Xu, J. Tremblay, D. Fox, J. Thomason, and A. Garg. ProgPrompt: Generating situated robot task plans using large language models. In *2023 IEEE International Conference on Robotics and Automation (ICRA)*, pages 11523–11530. IEEE, 2023.
- [3] S. Vemprala, R. Bonatti, A. Bucker, and A. Kapoor. ChatGPT for robotics: Design principles and model abilities. *IEEE Access*, 12:55682–55696, 2024.
- [4] B. Zitkovich, T. Yu, S. Xu, P. Xu, T. Xiao, F. Xia, J. Wu, P. Wohlhart, S. Welker, A. Wahid, Q. Vuong, V. Vanhoucke, H. Tran, R. Soricut, A. Singh, J. Singh, P. Sermanet, P. R. Sankeki, G. Salazar, M. S. Ryoo, K. Reymann, K. Rao, K. Pertsch, I. Mordatch, H. Michalewski, Y. Lu, S. Levine, L. Lee, T.-W. E. Lee, I. Leal, Y. Kuang, D. Kalashnikov, R. Julian, N. J. Joshi, A. Irpan, B. Ichter, J. Hsu, A. Herzog, K. Hausman, K. Gopalakrishnan, C. Fu, P. Florence, C. Finn, K. A. Dubey, D. Driess, T. Ding, K. M. Choromanski, X. Chen, Y. Chebotar, J. Carbajal, N. Brown, A. Brohan, M. G. Arenas, and K. Han. RT-2: Vision-language-action models transfer web knowledge to robotic control. In *Proceedings of The 7th Conference on Robot Learning*, volume 229 of *Proceedings of Machine Learning Research*, pages 2165–2183. PMLR, 2023. URL <https://proceedings.mlr.press/v229/zitkovich23a.html>.
- [5] K. Black, N. Brown, D. Driess, A. Esmail, M. R. Equi, C. Finn, N. Fusai, L. Groom, K. Hausman, B. Ichter, S. Jakubczak, T. Jones, L. Ke, S. Levine, A. Li-Bell, M. Mothukuri, S. Nair,

- K. Pertsch, L. X. Shi, L. Smith, J. Tanner, Q. Vuong, A. Walling, H. Wang, and U. Zhilinsky. π_0 : A vision-language-action flow model for general robot control. In *Proceedings of Robotics: Science and Systems (RSS)*, Los Angeles, CA, USA, 2025.
- [6] Physical Intelligence, K. Black, N. Brown, J. Darpinian, K. Dhabalia, D. Driess, A. Esmail, M. R. Equi, C. Finn, N. Fusai, M. Y. Galliker, D. Ghosh, L. Groom, K. Hausman, B. Ichter, S. Jakubczak, T. Jones, L. Ke, D. LeBlanc, S. Levine, A. Li-Bell, M. Mothukuri, S. Nair, K. Pertsch, A. Z. Ren, L. X. Shi, L. Smith, J. T. Springenberg, K. Stachowicz, J. Tanner, Q. Vuong, H. Walke, A. Walling, H. Wang, L. Yu, and U. Zhilinsky. $\pi_{0.5}$: A vision-language-action model with open-world generalization. In *Proceedings of the 9th Conference on Robot Learning (CoRL)*, Proceedings of Machine Learning Research. PMLR, 2025.
- [7] M. Fu, J. Yu, K. El-Refai, E. Kou, H. Xue, H. Huang, W. Xiao, G. Wang, F.-F. Li, G. Shi, J. Wu, S. Sastry, Y. Zhu, K. Goldberg, and L. Fan. CaP-X: A framework for benchmarking and improving coding agents for robot manipulation. *arXiv preprint arXiv:2603.22435*, 2026.
- [8] J. Piaget. *The Origins of Intelligence in Children*. International Universities Press, New York, 1952.
- [9] A. Gopnik. Childhood as a solution to explore-exploit tensions. *Philosophical Transactions of the Royal Society B: Biological Sciences*, 375(1803):20190502, 2020. doi:10.1098/rstb.2019.0502.
- [10] L. B. Smith and M. Gasser. The development of embodied cognition: Six lessons from babies. *Artificial Life*, 11(1-2):13–29, 2005. doi:10.1162/1064546053278973.
- [11] J. Schmidhuber. Curious model-building control systems. In *Proceedings of the International Joint Conference on Neural Networks (IJCNN)*, volume 2, pages 1458–1463, Singapore, 1991. IEEE.
- [12] P.-Y. Oudeyer, F. Kaplan, and V. V. Hafner. Intrinsic motivation systems for autonomous mental development. *IEEE Transactions on Evolutionary Computation*, 11(2):265–286, 2007. doi:10.1109/TEVC.2006.890271.
- [13] A. Baranes and P.-Y. Oudeyer. Active learning of inverse models with intrinsically motivated goal exploration in robots. *Robotics and Autonomous Systems*, 61(1):49–73, 2013.
- [14] S. Forestier and P.-Y. Oudeyer. Modular active curiosity-driven discovery of tool use. In *2016 IEEE/RSJ International Conference on Intelligent Robots and Systems (IROS)*, pages 3965–3972, Daejeon, Korea, 2016. IEEE.
- [15] D. Pathak, P. Agrawal, A. A. Efros, and T. Darrell. Curiosity-driven exploration by self-supervised prediction. In *Proceedings of the 34th International Conference on Machine Learning (ICML)*, volume 70 of *Proceedings of Machine Learning Research*, pages 2778–2787, 2017.
- [16] R. Houthoofd, X. Chen, Y. Duan, J. Schulman, F. De Turck, and P. Abbeel. VIME: Variational information maximizing exploration. In *Advances in Neural Information Processing Systems 29 (NeurIPS)*, 2016.
- [17] L. S. Vygotsky. *Mind in Society: The Development of Higher Psychological Processes*. Harvard University Press, Cambridge, MA, 1978. Edited by Michael Cole, Vera John-Steiner, Sylvia Scribner, and Ellen Souberman.
- [18] A. D. Pellegrini. *The Role of Play in Human Development*. Oxford University Press, Oxford, UK, 2009. ISBN 9780195367324.
- [19] J. Schmidhuber. Formal theory of creativity, fun, and intrinsic motivation (1990–2010). *IEEE Transactions on Autonomous Mental Development*, 2(3):230–247, 2010.

- [20] F. Kaplan and P.-Y. Oudeyer. In search of the neural circuits of intrinsic motivation. *Frontiers in Neuroscience*, 1(1):225–236, 2007. doi:10.3389/neuro.01.1.1.017.2007.
- [21] C. Kidd, S. T. Piantadosi, and R. N. Aslin. The goldilocks effect: Human infants allocate attention to visual sequences that are neither too simple nor too complex. *PLOS ONE*, 7(5): e36399, 2012. doi:10.1371/journal.pone.0036399.
- [22] M. Rolf, J. J. Steil, and M. Gienger. Goal babbling permits direct learning of inverse kinematics. *IEEE Transactions on Autonomous Mental Development*, 2(3):216–229, 2010. doi:10.1109/TAMD.2010.2062511.
- [23] S. Forestier, R. Portelas, Y. Mollard, and P.-Y. Oudeyer. Intrinsically motivated goal exploration processes with automatic curriculum learning. *Journal of Machine Learning Research*, 23(152):1–41, 2022.
- [24] C. Lynch, M. Khansari, T. Xiao, V. Kumar, J. Tompson, S. Levine, and P. Sermanet. Learning latent plans from play. In L. P. Kaelbling, D. Kragic, and K. Sugiura, editors, *Proceedings of the Conference on Robot Learning*, volume 100 of *Proceedings of Machine Learning Research*, pages 1113–1132. PMLR, 30 Oct–01 Nov 2020. URL <https://proceedings.mlr.press/v100/lynch20a.html>.
- [25] C. Wang, L. Fan, J. Sun, R. Zhang, L. Fei-Fei, D. Xu, Y. Zhu, and A. Anandkumar. Mimic-play: Long-horizon imitation learning by watching human play. In J. Tan, M. Toussaint, and K. Darvish, editors, *Proceedings of The 7th Conference on Robot Learning*, volume 229 of *Proceedings of Machine Learning Research*, pages 201–221. PMLR, 06–09 Nov 2023. URL <https://proceedings.mlr.press/v229/wang23a.html>.
- [26] C. Colas, T. Karch, N. Lair, J.-M. Dussoux, C. Moulin-Frier, P. F. Dominey, and P.-Y. Oudeyer. Language as a cognitive tool to imagine goals in curiosity-driven exploration. In *Advances in Neural Information Processing Systems 33 (NeurIPS)*, 2020.
- [27] S. Thrun and T. M. Mitchell. Lifelong robot learning. *Robotics and Autonomous Systems*, 15(1–2):25–46, 1995.
- [28] G. I. Parisi, R. Kemker, J. L. Part, C. Kanan, and S. Wermter. Continual lifelong learning with neural networks: A review. *Neural Networks*, 113:54–71, 2019. doi:10.1016/j.neunet.2019.01.012.
- [29] T. Lesort, V. Lomonaco, A. Stoian, D. Maltoni, D. Filliat, and N. Díaz-Rodríguez. Continual learning for robotics: Definition, framework, learning strategies, opportunities and challenges. *Information Fusion*, 58:52–68, 2020.
- [30] R. S. Sutton, D. Precup, and S. Singh. Between MDPs and semi-MDPs: A framework for temporal abstraction in reinforcement learning. *Artificial Intelligence*, 112(1–2):181–211, 1999.
- [31] G. Konidaris, S. Kuindersma, R. Grupen, and A. Barto. Robot learning from demonstration by constructing skill trees. *The International Journal of Robotics Research*, 31(3):360–375, 2012.
- [32] O. Kroemer, S. Niekum, and G. Konidaris. A review of robot learning for manipulation: Challenges, representations, and algorithms. *Journal of Machine Learning Research*, 22(30): 1–82, 2021.
- [33] K. Pertsch, Y. Lee, and J. J. Lim. Accelerating reinforcement learning with learned skill priors. In *Proceedings of the 4th Conference on Robot Learning (CoRL)*, volume 155 of *Proceedings of Machine Learning Research*, pages 188–204, 2020.
- [34] C. Lynch and P. Sermanet. Language conditioned imitation learning over unstructured data. In *Proceedings of Robotics: Science and Systems (RSS)*, 2021. doi:10.15607/RSS.2021.XVII.047.

- [35] W. Wan, Y. Zhu, R. Shah, and Y. Zhu. Lotus: Continual imitation learning for robot manipulation through unsupervised skill discovery, 2024. URL <https://arxiv.org/abs/2311.02058>.
- [36] Y. J. Ma, W. Liang, H.-J. Wang, S. Wang, Y. Zhu, L. Fan, O. Bastani, and D. Jayaraman. DrEureka: Language model guided sim-to-real transfer. In *Robotics: Science and Systems (RSS)*, 2024. URL <https://arxiv.org/abs/2406.01967>.
- [37] Y. Bengio, J. Louradour, R. Collobert, and J. Weston. Curriculum learning. In *Proceedings of the 26th Annual International Conference on Machine Learning (ICML)*, pages 41–48. ACM, 2009.
- [38] S. Narvekar, B. Peng, M. Leonetti, J. Sinapov, M. E. Taylor, and P. Stone. Curriculum learning for reinforcement learning domains: A framework and survey. *Journal of Machine Learning Research*, 21(181):1–50, 2020.
- [39] C. Florensa, D. Held, X. Geng, and P. Abbeel. Automatic goal generation for reinforcement learning agents. In *Proceedings of the 35th International Conference on Machine Learning (ICML)*, volume 80 of *Proceedings of Machine Learning Research*, pages 1515–1528, 2018.
- [40] A. Nair, V. Pong, M. Dalal, S. Bahl, S. Lin, and S. Levine. Visual reinforcement learning with imagined goals. In *Advances in Neural Information Processing Systems 31 (NeurIPS)*, 2018.
- [41] V. H. Pong, M. Dalal, S. Lin, A. Nair, S. Bahl, and S. Levine. Skew-Fit: State-covering self-supervised reinforcement learning. In *Proceedings of the 37th International Conference on Machine Learning (ICML)*, volume 119 of *Proceedings of Machine Learning Research*, pages 7783–7792, 2020.
- [42] D. Seita, D. Chan, R. Rao, C. Tang, M. Zhao, and J. Canny. ZPD teaching strategies for deep reinforcement learning from demonstrations. In *Deep Reinforcement Learning Workshop at NeurIPS*, 2019.
- [43] Y. Mu, J. Chen, Q. Zhang, S. Chen, Q. Yu, C. Ge, R. Chen, Z. Liang, M. Hu, C. Tao, P. Sun, H. Yu, C. Yang, W. Shao, W. Wang, J. Dai, Y. Qiao, M. Ding, and P. Luo. Robocodex: Multimodal code generation for robotic behavior synthesis, 2024. URL <https://arxiv.org/abs/2402.16117>.
- [44] G. R. Team, A. Abdolmaleki, S. Abeyruwan, J. Ainslie, J.-B. Alayrac, M. G. Arenas, A. Balakrishna, N. Batchelor, A. Bewley, J. Bingham, et al. Gemini robotics 1.5: Pushing the frontier of generalist robots with advanced embodied reasoning, thinking, and motion transfer. *arXiv preprint arXiv:2510.03342*, 2025.
- [45] J. Shi, R. Yang, K. Chao, B. S. Wan, Y. S. Shao, J. Lei, J. Qian, L. Le, P. Chaudhari, K. Daniilidis, et al. Maestro: Orchestrating robotics modules with vision-language models for zero-shot generalist robots. In *NeurIPS 2025 Workshop on Space in Vision, Language, and Embodied AI*, 2025.
- [46] M. Ahn, A. Brohan, N. Brown, Y. Chebotar, O. Cortes, B. David, C. Finn, C. Fu, K. Gopalakrishnan, K. Hausman, A. Herzog, D. Ho, J. Hsu, J. Ibarz, B. Ichter, A. Irpan, E. Jang, R. J. Ruano, K. Jeffrey, S. Jesmonth, N. Joshi, R. Julian, D. Kalashnikov, Y. Kuang, K.-H. Lee, S. Levine, Y. Lu, L. Luu, C. Parada, P. Pastor, J. Quiambao, K. Rao, J. Rettinghouse, D. Reyes, P. Sermanet, N. Sievers, C. Tan, A. Toshev, V. Vanhoucke, F. Xia, T. Xiao, P. Xu, S. Xu, M. Yan, and A. Zeng. Do as I can, not as I say: Grounding language in robotic affordances. In *Proceedings of the 6th Conference on Robot Learning (CoRL)*, volume 205 of *Proceedings of Machine Learning Research*, pages 287–318, 2022.
- [47] D. Driess, F. Xia, M. S. M. Sajjadi, C. Lynch, A. Chowdhery, B. Ichter, A. Wahid, J. Tompson, Q. Vuong, T. Yu, W. Huang, Y. Chebotar, P. Sermanet, D. Duckworth, S. Levine, V. Vanhoucke,

- K. Hausman, M. Toussaint, K. Greff, A. Zeng, I. Mordatch, and P. Florence. PaLM-E: An embodied multimodal language model. In *Proceedings of the 40th International Conference on Machine Learning (ICML)*, volume 202 of *Proceedings of Machine Learning Research*, pages 8469–8488, 2023.
- [48] W. Huang, C. Wang, R. Zhang, Y. Li, J. Wu, and L. Fei-Fei. VoxPoser: Composable 3D value maps for robotic manipulation with language models. In *Proceedings of the 7th Conference on Robot Learning (CoRL)*, volume 229 of *Proceedings of Machine Learning Research*, 2023.
- [49] A. Zeng, M. Attarian, B. Ichter, K. Choromanski, A. Wong, S. Welker, F. Tombari, A. Purohit, M. Ryoo, V. Sindhvani, J. Lee, V. Vanhoucke, and P. Florence. Socratic models: Composing zero-shot multimodal reasoning with language. In *The Eleventh International Conference on Learning Representations (ICLR)*, 2023.
- [50] Y. Mu, Q. Zhang, M. Hu, W. Wang, M. Ding, J. Jin, B. Wang, J. Dai, Y. Qiao, and P. Luo. EmbodiedGPT: Vision-language pre-training via embodied chain of thought. In *Advances in Neural Information Processing Systems 36 (NeurIPS)*, pages 25081–25094, 2023.
- [51] S. Yao, J. Zhao, D. Yu, N. Du, I. Shafran, K. Narasimhan, and Y. Cao. ReAct: Synergizing reasoning and acting in language models. In *International Conference on Learning Representations*, 2023. URL https://openreview.net/forum?id=WE_vluYUL-X.
- [52] N. Shinn, F. Cassano, E. Berman, A. Gopinath, K. Narasimhan, and S. Yao. Reflexion: Language agents with verbal reinforcement learning. In *Advances in Neural Information Processing Systems 36 (NeurIPS)*, 2023.
- [53] A. Madaan, N. Tandon, P. Gupta, S. Hallinan, L. Gao, S. Wiegrefe, U. Alon, N. Dziri, S. Prabhume, Y. Yang, S. Gupta, B. P. Majumder, K. Hermann, S. Welleck, A. Yazdanbakhsh, and P. Clark. Self-refine: Iterative refinement with self-feedback. In *Advances in Neural Information Processing Systems 36 (NeurIPS)*, 2023.
- [54] X. Chen, M. Lin, N. Schärli, and D. Zhou. Teaching large language models to self-debug. In *The Twelfth International Conference on Learning Representations (ICLR)*, 2024.
- [55] G. Wang, Y. Xie, Y. Jiang, A. Mandlekar, C. Xiao, Y. Zhu, L. Fan, and A. Anandkumar. Voyager: An open-ended embodied agent with large language models. *Transactions on Machine Learning Research (TMLR)*, 2024.
- [56] K. Lin, C. Snell, Y. Wang, C. Packer, S. Wooders, I. Stoica, and J. E. Gonzalez. Sleep-time compute: Beyond inference scaling at test-time. *arXiv preprint arXiv:2504.13171*, 2025.
- [57] Y. Zhu, J. Wong, A. Mandlekar, R. Martín-Martín, A. Joshi, K. Lin, S. Nasiriany, and Y. Zhu. robosuite: A modular simulation framework and benchmark for robot learning. In *arXiv preprint arXiv:2009.12293*, 2020.
- [58] B. Liu, Y. Zhu, C. Gao, Y. Feng, Q. Liu, Y. Zhu, and P. Stone. Libero: Benchmarking knowledge transfer for lifelong robot learning. *Advances in Neural Information Processing Systems*, 36:44776–44791, 2023.
- [59] X. Zhou, Y. Xu, G. Tie, Y. Chen, G. Zhang, D. Chu, P. Zhou, and L. Sun. Libero-pro: Towards robust and fair evaluation of vision-language-action models beyond memorization. *arXiv preprint arXiv:2510.03827*, 2025.
- [60] Y. Kim, W. Pumacay, O. Rayyan, M. Argus, W. Han, E. VanderBilt, J. Salvador, A. Deshpande, R. Hendrix, S. Jauhri, et al. Molmospaces: A large-scale open ecosystem for robot navigation and manipulation. *arXiv preprint arXiv:2602.11337*, 2026.
- [61] M. J. Kim, K. Pertsch, S. Karamcheti, T. Xiao, A. Balakrishna, S. Nair, R. Rafailov, E. P. Foster, P. R. Sanketi, Q. Vuong, et al. Openvla: An open-source vision-language-action model. In *Conference on Robot Learning*, 2024.

Appendix

Table of Contents

A	Implementation Details about RATs	15
A.1	Details of Play-Time Task Proposal	15
A.2	Details of RATs for Execution	18
A.3	Details of Skill Library and Failure Memory Updates	19
A.4	Details of Evaluation With the Learned Skill Library	19
B	Additional Real-World Experimental Results	20
B.1	Additional Quantitative Results for Real-World Experiments	20
B.2	Additional Qualitative Results	20
C	Details about Play Process	21
C.1	Play-Time Objectives and Knowledge Accumulation	21
C.2	Learned-Skill Usage in MolmoSpaces Evaluation	22
C.3	Qualitative Comparison with Direct Code Synthesis	24
C.4	Usage of LIBERO-Derived Skills in RoboSuite Evaluation	25
D	Details about the Evaluation Benchmark	25
D.1	MolmoSpaces Evaluation Benchmark	25
D.2	LIBERO-PRO Evaluation Benchmark	26
E	Additional Studies	27
E.1	Ablation Results on MolmoSpaces	27
E.2	Token Cost Analysis	28
E.3	MolmoSpaces Learned Skills	29
E.4	LIBERO Learned Skills	30
F	Agent I/O and Prompts	35
F.1	Agent I/O Summary	35
F.2	Agent Prompts	36

A Implementation Details about RATs

This section provides implementation details for RATs introduced in Sec. 3. We introduce the details of the three teams that make up RATs: the *Task Proposer* team (play-time task proposal), the *Execution* team (task execution), and the *Memory-Management* team (skill library and failure memory updates). We then describe how the learned skill library is used during evaluation and summarize the prompt interfaces of each agent.

A.1 Details of Play-Time Task Proposal

Candidate task generation. At each play iteration, the Task Proposer receives the current scene context, a compact summary of the skill library \mathcal{L} , and a short history of recent attempts. The skill summary includes each learned skill’s name, description, reliability tier, and empirical success statistics, but not its full source code. This lets the proposer reason about available capabilities and explored object-skill pairs without filling the context with code. The proposer then generates a candidate pool \mathcal{T}_t of play tasks, along with the objects and skills required by each candidate.

The scene context is instantiated differently across environments. In LIBERO, the proposer uses the object inventory and available manipulation primitives. In MolmoSpaces, object identifiers are first grounded into readable phrases from the current visual observation, and only visible, reachable objects are shown as proposal targets. This prevents the proposer from selecting objects that exist in the scene metadata but are not accessible from the robot’s current state.

Goldilocks-driven task selection. After candidate generation, we score each candidate using the Goldilocks objective in Sec. 3.2. The novelty term is computed from historical counts over object-skill pairs. The competence estimate uses the Wilson lower bound of each required skill’s empirical success rate, rather than the raw success rate, so that a rarely used skill is not treated as reliable after one lucky success. We rank candidates by the product of object-skill novelty and competence-frontier score. We also downweight tasks that closely match recent failures. Diagnosable failures with initially plausible plans are stored in a bounded retry bank, which can later propose simplified variants with a decaying retry bonus.

Environment creation. After a task is selected, the Environment Creator converts the proposal into an executable task instance. In LIBERO, it generates a BDDL task specification, validates its syntax and semantics, and instantiates the corresponding MuJoCo environment. Static checks require all referenced objects, fixtures, regions, predicates, and assets to match the proposal. If validation fails, the creator performs one bounded repair and validates the repaired specification again. A compact example is shown below.

```
(:language pick up the butter and put it on the plate)
(:objects butter_1 - butter plate_1 - plate)
(:init
  (On butter_1 kitchen_table_butter_init_region)
  (On plate_1 kitchen_table_plate_init_region))
(:goal (And (On butter_1 plate_1)))
```

Environment verification. Before a LIBERO task enters the execution stage, the Environment Verifier runs deterministic checks over two reset seeds. The environment must instantiate and render successfully, expose the simulator, realize each declared object body, evaluate every goal predicate without error, and avoid severe initial penetrations. In MolmoSpaces, task creation is constrained by the bridge catalog. After rebinding the environment, the verifier checks that the proposed target remains visually grounded. Rejected tasks return to the task proposing stage rather than consuming an execution attempt.

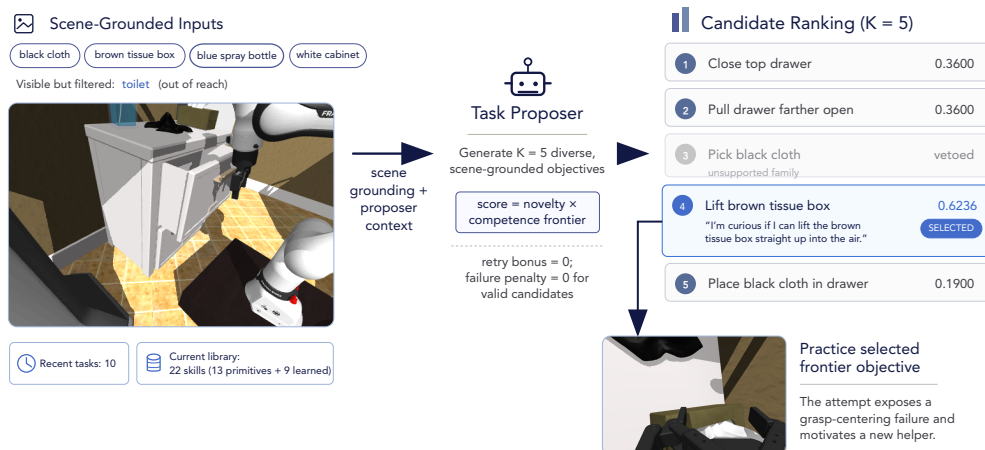


Figure 5: **Example trace of play-time task proposal.** An example of the MolmoSpaces play-time task proposal process at iteration 15.

A.1.1 Example Trace of Play-Time Task Proposal

Table 7 and Figure 5 show the saved candidate trace from MolmoSpaces play iteration 15. Scene grounding first marks five objects as visible: a blue spray bottle, black cloth, brown tissue box, toilet, and white cabinet. Reachability filtering removes the toilet, leaving four usable main targets for proposal. The Task Proposer receives these targets together with the exact current library of 22 skills (13 primitives and 9 learned skills) and the previous 10 task records, then generates $K = 5$ candidates. The selected tissue-box lift receives the highest composite score (0.6236): it is novel but remains close enough to the robot’s current grasping capabilities to be worth practicing. The black-cloth pick is vetoed before ranking because its interaction is unsupported in the active bridge configuration.

Inputs to Task Proposer. The Task Proposer sees both low-level primitives and the learned skills accumulated by earlier play. Its 13 primitives are grouped into perception (`get_observation`, `segment_sam3_text_prompt`, `segment_sam3_point_prompt`, `point_prompt_molmo`, and `vlm_verify`), grasp planning and control (`plan_grasp_from_point_clouds`, `solve_ik`, `move_to_joints`, `goto_pose`, and `goto_home_joint_position`), and gripper control (`open_gripper`, `close_gripper`, and `select_top_down_grasp`). Table 5 lists the nine learned skills by function name. The displayed success rates are the raw metadata shown to the proposer; the analytical ranker uses Wilson-bounded reliability instead.

The proposer is also instructed to vary from the last ten attempts, avoid exact verb-target duplicates, build one-variable-changed experiments from successes, and simplify or change direction after failures. Table 6 transcribes the exact task-language field, success flag, and retry count inserted into this prompt. Its diagnostic column condenses the accompanying `failure_reason` field while retaining the concrete failure mode and suggested argument change.

Why these candidates are proposed. Closing the top drawer is a nearby one-variable variation of the two successful drawer-closing tasks and can reuse `push_object_closed`. Pulling the drawer farther open probes the opposite articulation direction while reusing the available pull-direction and handle-grasp helpers. Picking up the cloth and placing it inside the open drawer exercise two under-explored interactions on a visible object. Finally, lifting the tissue box applies the verified top-down lift routine to a novel visible object. This causal reading is an interpretation of the recorded prompt and candidate rationales: the trace does not log token-level attribution inside the proposer LLM.

Why the tissue-box lift task is selected. The ranker uses $s(\tau) = \mathcal{N}(\tau)\mathcal{F}(\tau) + w_B B_{\text{retry}}(\tau) - w_P P_{\text{fail}}(\tau)$ for scoring tasks. Here, \mathcal{F} is the competence-frontier learnability term. The analytical ranker computes object-skill novelty and obtains $\mathcal{N} = 1.0$ for every candidate because each pro-

Table 5: **Learned-skill snapshot provided to the Task Proposer at MolmoSpaces play iteration 15.** The prompt additionally contains the 13 primitive function names listed in the preceding paragraph. “Raw rate” is the success-rate metadata in the prompt, not the Wilson-bounded value used for analytical selection.

Learned skill in prompt	Reusable capability	Raw rate	Uses	Tier
localize_object_with_molmo_sam3	Localize an object from agent-view Molmo prompting and SAM3 segmentation.	0.3125	32	Exp.
plan_top_down_grasp_at_wrist	Move the wrist camera over an object and plan a top-down grasp from segmented point clouds.	0.2500	16	Ver.
get_axis_aligned_pull_direction	Compute an axis-aligned pull direction from the target toward the robot base.	0.4286	7	Ver.
select_grasp_for_pulling	Select a handle grasp whose approach opposes a requested pull direction.	0.0000	0	Exp.
execute_top_down_grasp_and_lift	Approach from above, close the gripper, and lift from a target 3D position.	0.4167	12	Ver.
push_surface_inward	Push a surface inward to close a drawer or door.	1.0000	2	Exp.
execute_grasp_from_transform	Execute a grasp pose with a collision-avoidance height offset, then lift.	0.2000	5	Exp.
translate_grasped_object_and_release	Translate a grasped object, release it, and retreat vertically.	0.2000	5	Exp.
push_object_closed	Localize an open articulation, infer its outward direction, and push inward.	1.0000	1	Exp.

Table 6: **Recent objectives and outcomes supplied to the Task Proposer.** The previous ten tasks and their successes are supplied to the Task Proposer. Relevant learned skills or failure diagnoses are listed as well.

Previous task language in prompt	Success	Retries	Learned skill or failure diagnosis
1 I wonder what happens if I lift the lever straight up into the air.	Yes	0	–
2 I want to see if I can push the top drawer all the way closed.	Yes	0	Learned <code>push_surface_inward</code> .
3 Let’s lift the brown sandal straight up.	Yes	3	–
4 I’m curious what happens when I lift the yellow button straight up.	Yes	0	–
5 I want to see what happens when I lift the toothpaste tube.	No	4	<code>grasp_failure: argument_level</code> . The 0.025 m <code>grasp z_offset</code> left the fingers above the thin tube; the diagnosis suggests 0.0 or -0.01 m.
6 Let’s try to lift the blue clothes iron straight up and see what happens.	Yes	0	–
7 I wonder what happens if I lift the black videocassette straight up.	No	4	<code>collision: argument_level</code> . Subtracting 0.035 m placed the grasp below the table; the diagnosis suggests subtracting 0.015 or 0.02 m.
8 I wonder if I can pull the walkie-talkie closer to me on the bed.	Yes	0	Learned two skills; <code>execute_grasp_from_transform</code> and <code>translate_grasped_object_and_release</code> .
9 I wonder if I can pull the metal ring closer to me across the table.	No	4	<code>grasp_failure: rewrite_needed</code> . The fingers missed or slipped from the knot; the diagnosis suggests targeting the center hole or subtracting 0.015 m from the grasp-pose height.
10 I want to see if I can push the partially open drawer closed.	Yes	0	Learned <code>push_object_closed</code> .

jected target-action pair is new. Surprise is used only inside the retry-bank bonus path; this proposal turn has no surprise value, so $B_{\text{retry}} = 0$. None of the candidates is sufficiently similar to a recent failed task to receive a failure penalty.

The remaining difference is therefore the competence frontier. For drawer closing and opening, known primitive baselines (`close_gripper` and `open_gripper`) and learned skills (`push_object_closed`) are used in competence calculation, yielding $\bar{r} = 0.9$ and $\mathcal{F} = 4(0.9)(0.1) = 0.36$. The cloth placement projects to `place_in` family, for which the library has no matching helper; the missing-skill default $\bar{r} = 0.05$ gives $\mathcal{F} = 0.19$. The tissue-box lift projects to `lift` family, which matches `execute_top_down_grasp_and_lift`. That helper has five successes in 12 uses: its raw prompt rate is 0.4167, while its conservative Wilson lower bound is $\bar{r} = 0.1933$. Consequently, $\mathcal{F} = 4(0.1933)(1 - 0.1933) = 0.6236$. The lift is neither already

Table 7: **Candidate-selection trace from MolmoSpaces play iteration 15.** The Task Proposer generates five scene-grounded alternatives and the analytical ranker selects a learnable frontier objective after bridge-compatibility checks. A dash in the surprise column indicates that surprise value is zero for this play-time proposer turn.

Candidate objective	Family	\mathcal{N}	\bar{r}	\mathcal{F}	Surp.	$w_B B_{\text{retry}}$	$w_P P_{\text{fail}}$	Score	Result
Push the top drawer of the white cabinet all the way closed.	Close	1.0000	0.9000	0.3600	–	0.0000	0.0000	0.3600	Valid
Pull the partially open drawer out even more.	Open	1.0000	0.9000	0.3600	–	0.0000	0.0000	0.3600	Valid
Pick up the black cloth from the cabinet.	Pick	–	–	–	–	–	–	0.0000	Vetoed
Lift the brown tissue box straight up into the air.	Lift	1.0000	0.1933	0.6236	–	0.0000	0.0000	0.6236	Selected
Put the black cloth inside the open drawer.	Place in	1.0000	0.0500	0.1900	–	0.0000	0.0000	0.1900	Valid

mastered nor entirely unsupported, so it receives the highest Goldilocks score. After selection, the tissue-box practice task remains unsuccessful after four attempts and exposes a grasp-centering bottleneck, motivating the proposed helper `adjust_grasp_to_centroid`.

A.2 Details of RATs for Execution

RATs executes each accepted task through a bounded Write-Execute-Verify-Diagnose loop. The loop is designed to localize failures to planning, code generation, or physical execution before the next retry.

Planner. The Planner receives the task description, the initial scene observation, retrieved lessons from failure memory, primitive APIs, and active learned skills. Skills are ordered by reliability: verified skills are shown before experimental skills, while deprecated skills are hidden by default. The Planner outputs an ordered plan, annotates each step with relevant skills, and predicts likely failure points for downstream inspection.

Planner Verifier. Before code generation, the Planner Verifier checks whether the plan is grounded in the initial observation. It looks for scene misperception, missing preconditions, incorrect action ordering, and object-scope mismatch. If the issue is correctable, the Planner revises the plan using the verifier’s feedback. This refinement repeats until the plan passes or reaches the refinement budget.

Policy Writer. The Policy Writer converts the verified plan into executable Python code. Its prompt includes selected skill references, primitive API documentation, retrieved failure lessons, and feedback from previous attempts. On retry, it also receives per-step verification results and a summary of code segments that already worked, encouraging local edits instead of rewriting the full policy.

Quality Checker. Before execution, the Quality Checker statically screens the generated code. It rejects syntax errors, unavailable API calls, unbounded loops, forbidden code patterns, and malformed result reporting. This avoids spending robot interaction budget on errors that can be detected from source code alone.

Goal Verifier. After execution, the Goal Verifier determines task success. When a structured predicate is available, success is evaluated from environment state. Otherwise, the verifier uses a structured custom check or visual judgment. A policy crash always counts as failure, even if the final visual state appears plausible.

Per-Step Verifier. The Per-Step Verifier provides localized evidence for diagnosis. For each plan step, it receives the step objective, corresponding code slice, critical runtime values, and before/after visual evidence, including a short motion clip when available. It returns a step-level verdict and explanation, distinguishing, for example, a failed grasp from a successful grasp followed by an incorrect placement.

Failure Diagnoser. When a task fails, the Failure Diagnoser reads the execution trace, terminal state, goal-verifier result, and per-step verdicts. It returns a failure category, the first failed step, a concrete repair suggestion, and optional routing flags. Code-local failures are routed back to the Policy Writer. Plan-level failures trigger plan refinement. Persistent local physical bottlenecks can spawn a SubAgent.

SubAgent. The SubAgent practices a single failed sub-action, such as a grasp or articulation, in the same reset state. It evaluates candidate scripts and returns the first visually verified reusable helper routine. The winning routine is inserted into the Policy Writer context for the current retry, so it can be reused at the failed step. It is not automatically promoted into the persistent skill library; promotion happens only after the routine contributes to a successful end-to-end execution or is separately proposed and validated. This keeps useful SubAgent discoveries available without polluting the library with overfitted local fixes.

A.3 Details of Skill Library and Failure Memory Updates

RATs maintains two persistent stores: the skill library \mathcal{L} and the failure memory \mathcal{M} . Both are updated after each play attempt and periodically curated to keep retrieval useful.

Skill library. Each skill in \mathcal{L} stores executable Python source code, a description, preconditions, expected effects, dependencies, provenance, usage counts, success counts, and a reliability tier. New code is parsed and validated before insertion. The validation checks that the helper defines a callable function, uses only available primitives or known dependencies, and does not duplicate an existing skill. The library exposes a metadata-only view for task proposal and a code-bearing view for planning and execution.

Skill reliability. Skills follow a three-tier reliability lifecycle. A new skill starts as *experimental*. It is promoted to *verified* after at least three uses with empirical success rate at least 0.5, and marked *deprecated* after at least ten uses with success rate at most 0.2. Verified skills can be demoted after sustained poor performance. Retrieval prioritizes verified skills using Wilson-bounded reliability and hides deprecated skills by default. At execution time, the runtime injects selected skill definitions and their dependencies into the policy namespace, while keeping active helpers available as a dependency-safety fallback.

Skill extraction on success. After a successful end-to-end trajectory, the system extracts self-contained, parameterized helper functions from the executed policy. The extracted helpers capture reusable behavioral units rather than entire task scripts. They are statically validated and inserted into \mathcal{L} as experimental skills. The successful trajectory also updates usage statistics for any learned skills invoked during execution.

Failure memory on failure. On failure, the system records the episode in \mathcal{M} . Each raw episode stores the task, involved objects, failure category, failed plan step, diagnostic explanation, attempted approach, and relevant code excerpt. Related failures are distilled into compact lessons: when a condition occurs, avoid the failed approach and use the suggested correction. The Planner retrieves lessons by task and object overlap, allowing later attempts to benefit from prior failures without replaying long traces in the prompt.

Memory curation and skill proposal. Every K play iterations, the Memory Curator merges, rewrites, or removes redundant lessons and near-duplicate skills. When repeated failures reveal a missing capability, the Skill Proposer drafts a candidate helper from primitives and learned skills. Unlike skill extraction, which stores code that has already succeeded, the Skill Proposer is anticipatory: the proposed helper enters \mathcal{L} as experimental and earns reliability only through later use.

A.4 Details of Evaluation With the Learned Skill Library

At test time, the learned library \mathcal{L} is frozen and evaluated on externally specified benchmark tasks. Task proposal and memory curation are disabled. We evaluate the learned library in two settings: plug-and-play execution with a standard Code-as-Policy baseline, and full RATs execution.

Plug-and-Play CAP-AGENT0 evaluation. In the plug-and-play setting, learned skills are loaded from the frozen library and exposed to a standard single-agent Code-as-Policy baseline, CAP-AGENT0. Each selected skill’s signature, description, and source code are added to the baseline API context, and the function definitions are inserted into the execution namespace. For large libraries, a lightweight selector can retrieve a task-relevant subset before prompt construction. This setting omits the RATs Planner, verification-driven retry loop, and failure-memory retrieval, isolating the transfer value of the learned code library itself.

RATs evaluation. In the full RATs setting, the same frozen library is provided to the Planner. The Planner receives primitive APIs and active learned skills, prioritizes verified skills over experimental ones, and selects relevant skills for individual plan steps. The Policy Writer then generates code conditioned on these selected skills, while the runtime injects their executable definitions and dependencies. Goal verification, per-step verification, diagnosis, and bounded retry remain active. This setting measures the combined value of play-time skill acquisition and the RATs execution loop on unseen tasks.

B Additional Real-World Experimental Results

B.1 Additional Quantitative Results for Real-World Experiments

We further evaluate whether skills learned from MolmoSpaces play can transfer to additional real-world manipulation tasks. We add two real-world tasks that require object rearrangement and articulated-object interaction. In *Swap Cubes*, the robot must pick up the cube on the platform, move it off the platform, and exchange it with the cube initially placed below the platform. In *Close Drawer*, the robot must close an initially open drawer. For both tasks, we compare the standard CAP-AGENT0 system against CAP-AGENT0 augmented with skills learned by RATs during MolmoSpaces play.

Table 8 shows that adding MolmoSpaces play-learned skills improves performance on both tasks. On *Swap Cubes*, the standard CAP-AGENT0 baseline fails to solve the task, while the skill-augmented agent succeeds in 7 out of 30 trials. On *Close Drawer*, the success rate improves from 2/30 to 8/30. Averaged over the two tasks, MolmoSpaces skills improve real-world success from 3.3% to 25.0%, corresponding to a +21.7 percentage-point gain. These results suggest that play-learned skills from MolmoSpaces can provide useful reusable behaviors for real-world manipulation beyond the original benchmark tasks.

Table 8: **Additional real-world evaluation with MolmoSpaces skills.** Skills are learned by RATs during MolmoSpaces play and reused with the CAP-AGENT0 system.

Task	CAP-AGENT0	CAP-AGENT0 + RATs Skills (MolmoSpaces)	Δ
Swap Cubes	0/30 (0.0%)	7/30 (23.3%)	+23.3 pp
Close Drawer	2/30 (6.7%)	8/30 (26.7%)	+20.0 pp
Average (Real World)	2/60 (3.3%)	15/60 (25.0%)	+21.7 pp

B.2 Additional Qualitative Results

We also provide additional qualitative examples of successful real-world executions using CAP-AGENT0 augmented with RATs skills learned from MolmoSpaces play. As shown in Figure 4, the skill-augmented agent successfully solves the newly added *Swap Cubes* and *Close Drawer* tasks, as well as an *Open Drawer* task. Specifically, in *Swap Cubes*, the robot exchanges a cube on the platform with a cube below the platform; in *Close Drawer*, the robot closes an initially open drawer; and in *Open Drawer*, the robot opens a closed drawer. These examples illustrate that the MolmoSpaces skill library can support both object rearrangement and articulated-object manipulation in the real world. We include video results of these real-world rollouts, along with additional simulation rollouts, on the project webpage.

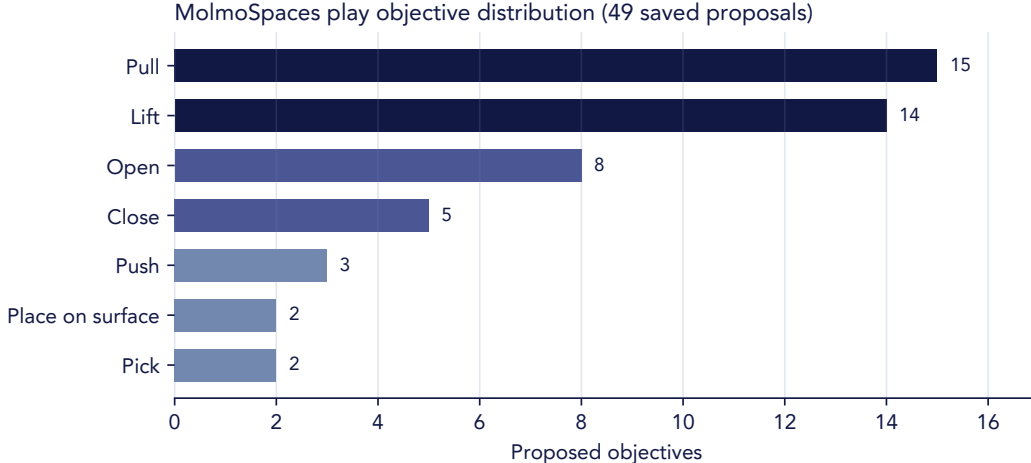


Figure 6: **Distribution of play objectives.** Counts are computed from the 49 saved proposal records available for the 50-iteration run.

C Details about Play Process

C.1 Play-Time Objectives and Knowledge Accumulation

We further analyze the objectives proposed during play and the knowledge accumulated from solving them. Below we analyze a 50-iteration play run in MolmoSpaces.

Distribution of proposed objectives. Figure 6 summarizes the run. One iteration did not contain a saved proposal artifact due to an error, so the distribution is computed from the remaining 49 records. The proposer covers seven interaction families and more than 30 object categories, including articulated furniture, doors, tools, shoes, kitchen objects, and small tabletop objects. The dominant objectives are *pull* and *lift*, while the remaining objectives include opening and closing articulations, pushing objects away, placing objects on surfaces, and picking objects. This diversity is useful because it exposes the robot to related but non-identical physical problems: for example, pulling a drawer handle, dragging a flat tag, and sliding a shoe all require horizontal motion but differ in perception, grasping, and contact geometry.

Skill and memory growth. Play produces two complementary forms of persistent knowledge. The 50-iteration play run saved its skill library and failure memory snapshots every 10 iterations. Figure 7 reports the saved 10-iteration snapshots. The learned library grows from 6 helpers at iteration 10 to 27 helpers at iteration 50. Over the same period, failure memory grows from 14 raw episodes and 8 distilled lessons to 70 episodes and 121 lessons. The three reliability tiers evolve as well: helpers can remain *experimental*, become *verified* through successful reuse, or be marked *deprecated* after repeated failures. Thus, play does not merely append code. It accumulates reusable capabilities while retaining negative evidence and filtering helpers that do not generalize.

Practicing novel yet learnable objectives. The proposed objectives are neither a fixed benchmark curriculum nor arbitrary novelty maximization. At iteration 25, the robot is asked to slide a black shoe toward itself. This is a new object-skill combination with novelty score 1.0 and frontier score 0.6756. The task reuses perception and pull helpers learned in earlier iterations, succeeds after two attempts, and yields a new helper, `slide_grasped_object_and_release`. Five iterations later, the system reuses this shoe-derived helper to slide a Bluetooth speaker. This example illustrates the intended behavior: the robot practices a new objective that is challenging enough to add a capability but close enough to its current library to remain solvable.

The same pattern appears elsewhere in the run. At iteration 28, a successful black-metal-rail push yields a helper that is reused for a one-attempt push of a handheld tool at iteration 35. A drawer-handle helper learned at iteration 43 is reused for a one-attempt drawer pull at iteration 46.

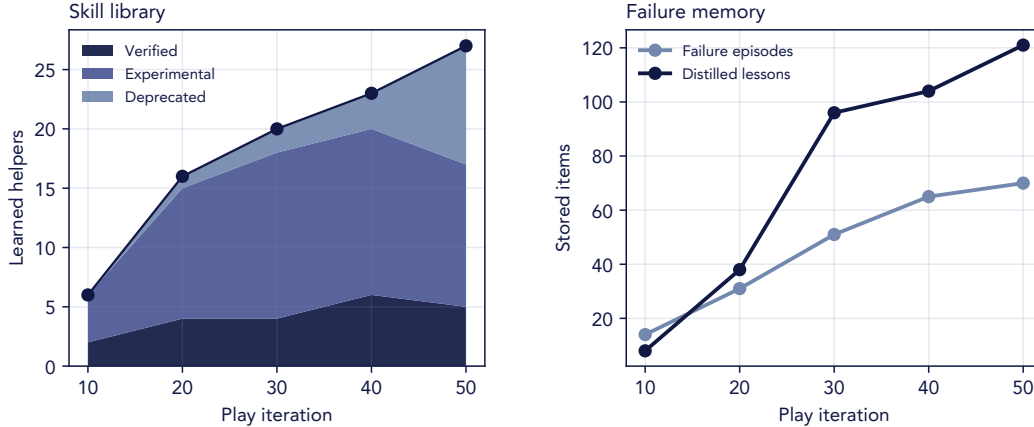


Figure 7: **Skill library and failure memory growth during MolmoSpaces play.** Reports learned skills, verified/experimental/deprecated skill counts, raw failure episodes, and distilled lessons.

Learning from unsuccessful play. Failed trajectories also contribute useful supervision. For example, failing to open a sidetable drawer at iteration 2 produces experimental helpers for axis-aligned pull-direction estimation and grasp selection. A failed tissue-box lift at iteration 15 proposes a helper that adjusts a grasp toward the object centroid. Later failures on a flat knife and an oven drawer propose helpers for top-down object-aligned grasps and approach-axis filtering, respectively. These examples illustrate the role of the failure memory and Skill Proposer described in Sec. A.3: the robot converts recurring physical bottlenecks into explicit hypotheses for future practice rather than discarding failed interaction traces.

C.2 Learned-Skill Usage in MolmoSpaces Evaluation

We next analyze how skills learned from play are reused during evaluation. The test-time execution path exposes learned non-primitive skills to the policy model and records the skills that are actually invoked at runtime.

Across 400 evaluation trials, 391 trials invoke at least one learned skill. The frozen library contains 27 learned skills, of which 14 are invoked during evaluation, for a total of 5,169 learned-skill calls. Table 9 reports performance and skill-call volume by task type. Learned skills are used in nearly every evaluation trial, but their composition differs by task. Opening tasks make the heaviest use of the library, averaging 19.0 helper calls per trial across 11 distinct learned skills. Pick tasks use a narrower set of four learned skills, dominated by object localization and top-down grasping. Pick-and-place tasks require a broader compositional chain and average 14.5 helper calls per trial.

Proportions of learned skills. Figure 8 groups runtime calls by helper category. Object-localization helpers are the most frequently reused component, with 2,806 invocations. The single most-used helper is `localize_and_verify_object_point_cloud`, with 1,873 calls. However, the learned library is not limited to perception. Opening tasks compose localization with direction estimation and grasp planning: direction-and-geometry helpers account for 32.3% of open-task calls, and grasp-planning helpers account for 19.5%. Closing tasks use localization together with push helpers, with push/slide/place helpers accounting for 21.6% of close-task calls. Pick and pick-and-place tasks are more perception-heavy: localization accounts for 75.2% and 72.3% of their calls, respectively. Pick-and-place tasks additionally chain grasp execution, target localization, and the translation-and-release helper. The category breakdown makes task-dependent compositions explicit.

Examples of skill usage. Figure 9 traces an evaluation success back to representative play-time artifacts and the frozen skill library. The robot opens a cabinet using two learned skills at test time. The helper `get_axis_aligned_pull_direction` is called to estimate an outward pull vector aligned with the cabinet geometry. `select_grasp_forpulling` is called to select a grasp whose approach direction is compatible with the intended pull. In the successful final attempt, these learned

Table 9: **Learned-skill usage by MolmoSpaces evaluation task type.** The library is learned in MolmoSpaces play and reused in MolmoSpaces evaluation. Counts in parentheses report runtime invocations of the most-used learned skills for each task type.

Task type	Trials	Success	Skill calls	Unique	Calls/trial	Most-used learned skills
Open	100	20%	1,900	11	19.0	<code>get_axis_aligned_pull_direction</code> (614); <code>localize_and_verify_object_point_cloud</code> (429); <code>localize_object_with_molmo_sam3</code> (254)
Close	100	73%	866	6	8.7	<code>localize_object_with_molmo_sam3</code> (269); <code>get_axis_aligned_pull_direction</code> (185); <code>push_object_closed</code> (178);
Pick	100	37%	950	4	9.5	<code>localize_and_verify_object_point_cloud</code> (705); <code>execute_top_down_grasp_and_lift</code> (139); <code>get_highest_scoring_grasp</code> (97)
Pick & Place	100	22%	1,453	8	14.5	<code>localize_and_verify_object_point_cloud</code> (649); <code>localize_object_with_molmo_sam3</code> (401); <code>execute_top_down_grasp_and_lift</code> (233)
Total	400	38%	5,169	14	12.9	–

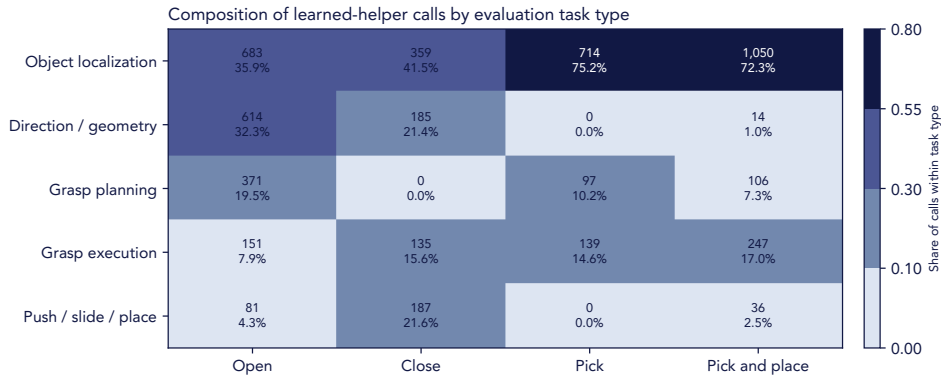


Figure 8: **Proportion of learned skill calls during MolmoSpaces evaluation.** Each cell reports the runtime invocation count and the share of learned-skill calls within that task type. Each column aggregates 100 evaluation trials.

components are composed into a single policy step that localizes the cabinet handle, plans the grasp, grasps the handle, and pulls the cabinet open. These helpers were generated by Skill Proposer after a failed play iteration, while trying to pull a handle on a sidetable. After failing, Skill Proposer reviews the failure and proposes two reusable helpers, `get_axis_aligned_pull_direction` and `select_grasp_for_pulling`. These helpers are then reused during a later play iteration, where the robot tries to pull a drawer handle towards it. This time, it succeeds by using the learned skills, and therefore increasing the success rate of those two learned skills. Finally, those two skills are selected and used during evaluation, leading to a successful attempt.

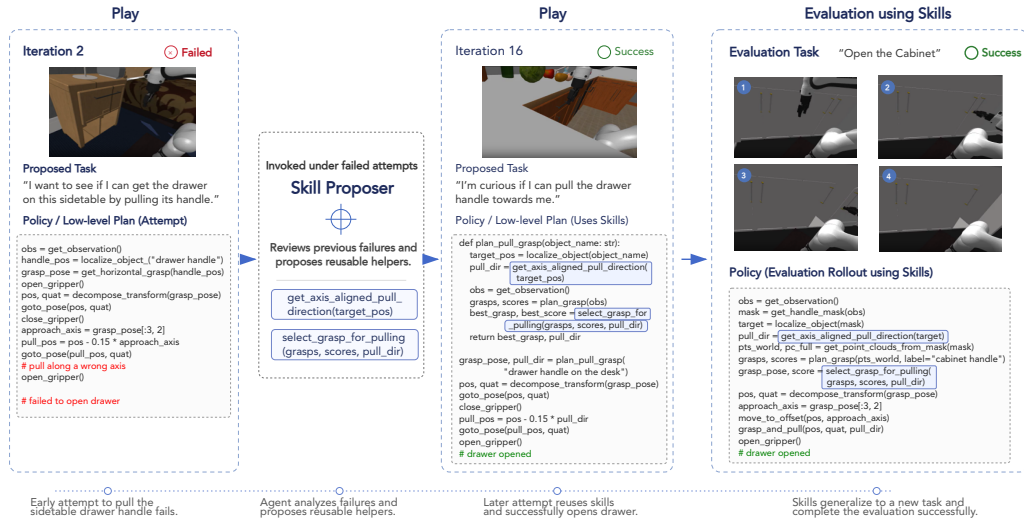


Figure 9: **Play-to-evaluation transfer lineage for a successful MolmoSpaces evaluation trial.** Play-time tasks lead to learned skills stored in the frozen skill library and then to their compositional use in evaluation.

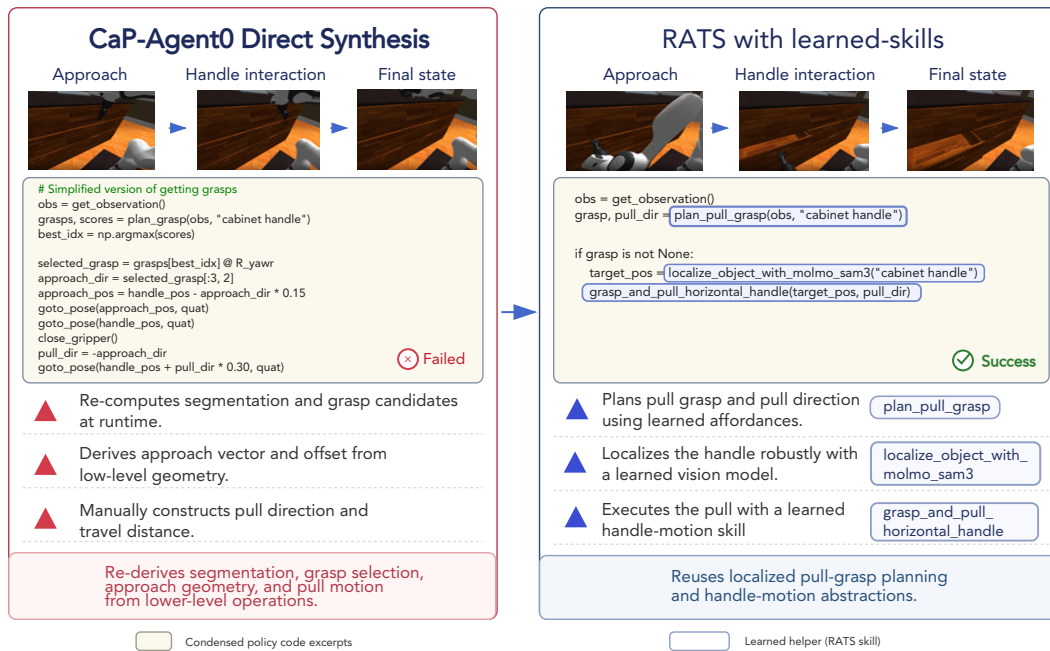


Figure 10: **Direct code synthesis versus synthesis with learned skills.** The condensed source-backed excerpts explain why learned skills reduce brittle low-level reasoning.

C.3 Qualitative Comparison with Direct Code Synthesis

Figure 10 compares archived videos and code for the same iTHOR drawer-opening objective. With the learned library, the robot approaches the handle and leaves the drawer open. The direct-synthesis run without our learned library does not complete the articulation. Direct synthesis must repeatedly reconstruct grasp selection, approach geometry, and pull direction from low-level operations. The learned-library path instead composes reusable localization, pull-grasp planning, and handle-motion helpers.

Below, we show more examples comparing direct code synthesis using CAP-AGENT0 against code synthesis using our learned skills. Figure 11 compares direct code synthesis against synthesis with learned skills on three matched MolmoSpaces objectives: *Pick up the vintage yellow track shoe*, *close the table*, and *Pick up the spanner and place it in or on the white bowl blue*. For each objective, the direct-synthesis run fails while the RATS run succeeds. The comparison shows the same qualitative pattern across task families. Direct synthesis repeatedly reconstructs task state from low-level operations: querying Molmo points, segmenting masks with SAM, converting masks to point clouds, selecting or repairing grasp transforms, decomposing them into pos and quat, and then hand-writing waypoint chains. In the shoe-picking example, CAP-AGENT0 recomputes the shoe mask, full scene point cloud, grasp transform, fallback yaw, and lift waypoint inline. RATS instead composes `localize_and_verify_object_point_cloud` with `execute_top_down_grasp_and_lift`.

The closing and pick-and-place examples highlight the same distinction at different temporal scales. For closing the table, the failed direct-synthesis code remains at the level of ad hoc affordance probes for handles, leaves, and drawers, whereas RATS invokes the learned `push_object_closed` helper. For pick-and-place, CAP-AGENT0 manually builds the spanner and bowl masks, recomputes point clouds, plans a grasp, computes a bowl centroid, and writes the release trajectory. RATS composes verified object localization, `execute_top_down_grasp_and_lift`, target localization, and `translate_grasped_object_and_release`. These examples illustrate why the learned library improves reliability: successful interaction routines become named, reusable control abstractions instead of being rediscovered from pixels and geometry in every episode.

C.4 Usage of LIBERO-Derived Skills in RoboSuite Evaluation

Figure 12 compares archived videos and generated code for the same RoboSuite `two_arm_lift` objective. The direct-synthesis run without the learned library samples Contact-GraspNet candidates for each handle and scores them using axis and direction heuristics. Although the generated policy reaches the lift stage, it does not complete the task.

With RATS, the policy writer selects relevant skills from a frozen library learned from LIBERO play-time tasks. These skills are not invoked as explicit API calls in the final RoboSuite policy. Instead, they are reused implicitly: the generated code follows the same structure of localizing task-relevant parts, computing 3D handle and object centers, constructing a side-pinch grasp frame from handle-to body geometry, and executing a coordinated close-and-lift motion. This illustrates cross-environment transfer from LIBERO skills to a RoboSuite evaluation task.

D Details about the Evaluation Benchmark

During evaluation, the play-time skill library is frozen and the system solves externally specified tasks. This section records the benchmark composition and replay protocol for the two simulated evaluation domains.

D.1 MolmoSpaces Evaluation Benchmark

For MolmoSpaces, we evaluate on a compact held-out subset of the benchmark. The subset contains 40 test-split episodes: ten each for opening, closing, picking, and pick-and-place. It was constructed by randomly selecting ten episodes per task type. It covers four components of the upstream benchmark, namely Open-v1, Close-v1, Pick-v2-classic, and PnP-v2.

The selected episodes span 37 houses. Each episode’s JSON stores the scene dataset and house index, the Franka initialization, object poses, task state, natural-language referral expressions, and camera specification. Success is evaluated by the simulator task’s `judge_success()` predicate: articulated tasks check the requested joint state, pick tasks, check the object target state, and pick-and-place tasks check placement support on the receptacle.



RATS reuses verified perceptual and manipulation abstractions, while CaP-Agent0 direct synthesis repeatedly reconstructs low-level perception, geometry, grasp pose, and waypoint logic inline. In these matched tasks, CaP-Agent0 failed and RATS succeeded.

Figure 11: **More qualitative comparisons between direct code synthesis and RATS with learned skills.** Across shoe picking, table closing, and pick-and-place tasks, the CAP-AGENT0 direct-synthesis policies fail while the RATS policies succeed. CAP-AGENT0 recomputes perception, geometry, pos/quat, and waypoint logic inline; RATS calls learned skills for verified localization, grasping, closing, transport, and release.

The benchmark definition is independent of the number of repeated trials. The main sweep uses ten trials per task, for $40 \times 10 = 400$ rollouts.

D.2 LIBERO-PRO Evaluation Benchmark

For LIBERO-PRO, we evaluate the object, goal, and spatial categories under two perturbation types. The *Pos* setting corresponds to the swap suite, which perturbs object positions. The *Task* setting corresponds to the task suite, which perturbs the task specification. Each suite contains ten language-conditioned manipulation tasks.

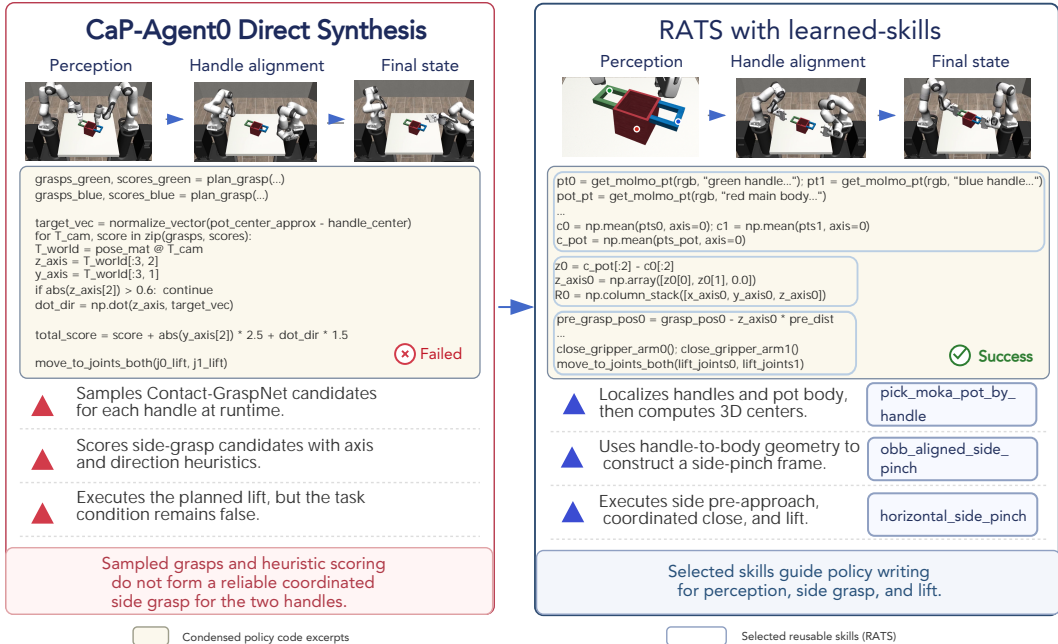


Figure 12: **LIBERO-to-RoboSuite skill transfer in two-arm lifting.** For the same RoboSuite `two_arm_lift` evaluation seed, direct code synthesis fails while RATS succeeds by reusing skills selected from a LIBERO-derived library.

Table 10: **MolmoSpaces held-out core evaluation subset.** The main benchmark sweep repeats each selected task ten times.

Task type	Scene dataset	Tasks	Main rollouts
Open	iTHOR	10	100
Close	iTHOR	10	100
Pick	ProcTHOR-Objaverse	10	100
pick-and-place	ProcTHOR-Objaverse	10	100
Total	–	40	400

LIBERO-PRO provides 50 initial states for each task. A complete sweep over all available states therefore contains $6 \times 10 \times 50 = 3,000$ rollouts. For the reported comparisons, we cap evaluation at ten initial-state trials per task, yielding $6 \times 10 \times 10 = 600$ rollouts for each evaluated setup. The baseline and learned-library conditions use the same task and trial budget.

E Additional Studies

E.1 Ablation Results on MolmoSpaces

We further ablate the effect of play-learned skills and the test-time execution system on MolmoSpaces. This setting complements the LIBERO-PRO ablation in the main paper by evaluating whether the same play-time skill acquisition mechanism remains useful in a scene-grounded benchmark with open, close, pick, and pick-and-place task categories. As in the main ablation, all play-based variants use 50 play iterations, and all play-time skills are learned by our proposed RATS system.

Table 12 shows that play-learned skills improve performance even when they are only plugged into the standard CAP-AGENT0 test-time agent. Under CAP-AGENT0, Curious Play increases the

Table 11: **LIBERO-PRO evaluation.** Reported comparisons use ten initial-state trials per task.

Setting	LIBERO-PRO suite	Tasks	Reported rollouts
Object Pos	libero_object_swap	10	100
Object Task	libero_object_task	10	100
Goal Pos	libero_goal_swap	10	100
Goal Task	libero_goal_task	10	100
Spatial Pos	libero_spatial_swap	10	100
Spatial Task	libero_spatial_task	10	100
Total	–	60	600

Table 12: **MolmoSpaces ablation over play strategy and test-time system.** All play-based variants use 50 play iterations. All play-time skills are learned by our proposed RATs system.

Test-Time System	Play-Time Skills	Open	Close	Pick	pick-and-place	Avg.
CAP-AGENT0	No Play	14.0	36.0	23.0	11.0	21.0
	Curious Play	17.0	62.0	14.0	10.0	25.8
RATs EXEC.	No Play	11.0	65.0	45.0	10.0	32.8
	Curious Play	20.0	73.0	37.0	22.0	38.0

average success rate from 21.0% to 25.8%, with the largest gain on closing tasks. When the same learned skills are used by the full RATs execution system, performance improves more substantially, from 32.8% without play to 38.0% with Curious Play. These results suggest that play-time skill learning and the structured RATs test-time execution system provide complementary benefits: the learned skill library alone can improve a standard Code-as-Policy agent, while the full execution system is better able to retrieve, verify, and compose those skills for downstream tasks.

E.2 Token Cost Analysis

Because RATs relies heavily on Large Language Models (LLMs) for task proposal, planning, code generation, and failure diagnosis, we provide a detailed analysis of the token consumption during both the autonomous play phase and the test-time evaluation phase. All LLM calls documented in this section utilized gpt-5.5.

Play-Time Token Consumption. We analyzed a play-mode run in the `libero_spatial` environment. Over the play iterations, where each iteration is budgeted with a maximum of five attempts, token consumption is heavily skewed toward failed iterations that exhaust the retry budget. A component-wise breakdown in Table 13 shows that the Write-Execute-Verify-Diagnose loop is the primary cost driver. This indicates that while intrinsic task proposal is relatively token-efficient, extracting diagnostics and revising policies from repeated physical failures remains the dominant computational expense during play.

Compute-Matched Test-Time Comparison. To ensure a fair comparison, we account for the up-front token cost incurred by RATs during autonomous play. A full 50-iteration play phase consumes approximately 30M tokens. We amortize this play-time cost across the 60 held-out tasks in LIBERO-PRO.

The baseline CAP-AGENT0 consumes approximately 1.6M tokens per task under a standard 10-turn retry budget. Adding the amortized play-time token cost of RATs to this baseline grants CAP-AGENT0 a larger test-time compute budget, allowing it to run for roughly 15 turns per task. We therefore evaluate a compute-matched baseline, CAP-AGENT0 with a 15-turn budget, and compare it against the standard 10-turn CAP-AGENT0 agent augmented with the skill library learned by RATs through Curious Play. This comparison isolates whether the same additional token budget is more useful when spent reactively on extra test-time retries or proactively on play-time skill acquisition.

Table 13: **Play-time token consumption by each agent component (10 iterations).**

Agent Role	Total Tokens	Share (%)
Failure Diagnoser	2,071,881	40.5%
Policy Writer	1,472,949	28.8%
Failure Memory Distillation	993,770	19.4%
Verifier	194,318	3.8%
Memory Curator	111,563	2.2%
Task Proposer	98,505	1.9%
Planner	78,359	1.5%
Environment Creator	31,616	0.6%
Skill Library (Duplicate Check)	31,377	0.6%
Skill Proposer	30,969	0.6%
Feedback Generator	5,875	0.1%
Total	5,121,182	100.0%

Table 14: **Compute-matched performance comparison on LIBERO-PRO.** The CAP-AGENT0 (15 turns) baseline is granted additional retry budget at test time to match the amortized token cost that RATs spent during play-time. The CAP-AGENT0 + RATs Skills row uses the standard 10-turn CAP-AGENT0 test-time system, with skills learned from 50 iterations of Curious Play.

Method	Object		Goal		Spatial		Avg.
	Pos.	Task	Pos.	Task	Pos.	Task	
CAP-AGENT0 (10 turns)	27.0	31.0	29.0	16.0	13.0	23.0	23.2
CAP-AGENT0 (15 turns, compute-matched)	28.0	32.0	30.0	24.0	22.0	20.0	26.0
CAP-AGENT0 (10 turns) + RATs Skills from Play	51.0	47.0	34.0	20.0	19.0	23.0	32.3

As shown in Table 14, simply allocating more test-time compute to the baseline yields only modest improvements, increasing average success from 23.2% to 26.0%. In contrast, spending the comparable compute budget proactively during play-time and then reusing the learned skills with the same 10-turn CAP-AGENT0 test-time system improves average success to 32.3%. This result indicates that the gain does not come merely from giving the agent more inference-time retries. Instead, play-time computation is more effective when it is distilled into a reusable skill library that can be retrieved and composed for held-out tasks.

E.3 MolmoSpaces Learned Skills

The following syntax-highlighted code block records three representative learned skills from the MolmoSpaces skill library.

```

1 # MolmoSpaces representative learned-skill snippets
2 # Selected skills: 3 of 27
3
4 =====
5 # Skill 1/3: get_axis_aligned_pull_direction
6 # Interface: def get_axis_aligned_pull_direction(target_pos: np.ndarray) -> np.ndarray:
7 # Documentation string: Computes the axis-aligned pull direction (e.g., [1, 0, 0] or [0, -1, 0])
8 #                       pointing from the target position towards the robot base, useful for
9 #                       determining which way a drawer or cabinet door opens.
10 # Tier: verified; uses: 30; successes: 10
11 =====
12 def get_axis_aligned_pull_direction(target_pos: np.ndarray) -> np.ndarray:
13     import numpy as np
14     obs = get_observation()
15     robot_pos = obs["robot_base_pose"][:3]
16     direction = robot_pos - target_pos
17     direction[2] = 0
18     axis_idx = np.argmax(np.abs(direction))
19     pull_dir = np.zeros(3)
20     pull_dir[axis_idx] = np.sign(direction[axis_idx]) if direction[axis_idx] != 0 else 1.0
21     return pull_dir
22

```

```

23 #=====
24 # Skill 2/3: push_object_closed
25 # Interface: def push_object_closed(object_name: str, push_distance: float = 0.15,
26 #         approach_distance: float = 0.15) -> bool:
27 # Documentation string: Localizes an open object (like a drawer or door), determines its outward
28 #         pull direction, and pushes it inward to close it.
29 # Tier: experimental; uses: 2; successes: 2
30 #=====
31 def push_object_closed(object_name: str, push_distance: float = 0.15, approach_distance: float = 0.15) ->
    bool:
32     pos = localize_object_with_molmo_sam3(object_name)
33     if pos is None:
34         return False
35     pull_dir = get_axis_aligned_pull_direction(pos)
36     if pull_dir is None:
37         return False
38     close_gripper()
39     return push_surface_inward(pos, pull_dir, push_distance=push_distance, approach_distance=
        approach_distance)
40
41 #=====
42 # Skill 3/3: plan_top_down_grasp_at_wrist
43 # Interface: def plan_top_down_grasp_at_wrist(object_name: str, target_world_pos: np.ndarray,
44 #         hover_height: float = 0.15) -> np.ndarray:
45 # Documentation string: Moves the wrist camera to hover over a target position, uses Molmo and SAM3
46 #         to segment the object, and plans a top-down grasp from the resulting point
47 #         clouds.
48 # Tier: deprecated; uses: 26; successes: 6
49 #=====
50 def plan_top_down_grasp_at_wrist(object_name: str, target_world_pos: np.ndarray, hover_height: float =
    0.15) -> np.ndarray:
51     wrist_obs = inspect_at_wrist(target_world_pos, hover_height=hover_height)
52     if not wrist_obs["ok"]:
53         return None
54
55     w_rgb = wrist_obs["wrist"]["rgb"]
56     w_depth = wrist_obs["wrist"]["depth"]
57     w_K = wrist_obs["wrist"]["intrinsic"]
58     w_T = wrist_obs["wrist"]["pose_mat"]
59
60     pt_w = point_prompt_molmo(w_rgb, object_name)
61     u_w, v_w = pt_w.get(object_name, (None, None))
62     if u_w is None:
63         return None
64
65     w_masks = segment_sam3_point_prompt(w_rgb, (u_w, v_w))
66     if len(w_masks) == 0:
67         return None
68
69     w_valid_mask = w_masks[0]["mask"]
70     pc_segment = mask_to_world_points(w_valid_mask, w_depth, w_K, w_T)
71
72     full_mask = (w_depth > 0) & (w_depth < 2.0)
73     pc_full = mask_to_world_points(full_mask, w_depth, w_K, w_T)
74
75     if len(pc_segment) == 0 or len(pc_full) == 0:
76         return None
77
78     pc_full = subsample_point_cloud(pc_full, 10000)
79     pc_segment = subsample_point_cloud(pc_segment, 5000)
80
81     grasps, scores = plan_grasp_from_point_clouds(pc_full, pc_segment, object_name)
82     if len(grasps) == 0:
83         return None
84
85     best_grasp, best_score = select_top_down_grasp(grasps, scores)
86     return best_grasp

```

E.4 LIBERO Learned Skills

The following syntax-highlighted code block records three representative learned skills from the LIBERO skill library.

```

1 # LIBERO representative learned-skill snippets
2 # Selected skills: 3 of 47
3
4 #=====
5 # Skill 1/3: localize_object_with_pose_aliases_and_segmentation_fallback

```

```

6 # Interface: def localize_object_with_pose_aliases_and_segmentation_fallback(object_names,
7 # segmentation_query, use_multiview=True):
8 # Documentation string: Localizes a target object by trying one or more pose-query names, then falls
9 # back to language segmentation and an oriented bounding box center if pose
10 # queries fail.
11 # Tier: verified; uses: 18; successes: 16
12 #=====
13 def localize_object_with_pose_aliases_and_segmentation_fallback(object_names, segmentation_query,
14 use_multiview=True):
15     position = None
16     quaternion = None
17     method = None
18     point_count = None
19     obb = None
20
21     for object_name in object_names:
22         if position is None:
23             position, quaternion = get_object_pose(object_name, use_multiview=use_multiview)
24             method = "object_pose_" + object_name
25
26         if position is None:
27             seg = get_object_3d_points_and_masks_from_language(segmentation_query, use_multiview=use_multiview)
28             points = seg.get("points_3d")
29             if points is not None and len(points) > 0:
30                 point_count = len(points)
31                 obb = get_oriented_bounding_box_from_3d_points(points)
32                 position = obb["center"]
33                 quaternion = None
34                 method = "segmentation_obb_" + segmentation_query
35
36     return {
37         "position": position,
38         "quaternion": quaternion,
39         "method": method,
40         "point_count": point_count,
41         "obb": obb
42     }
43 #=====
44 # Skill 2/3: pick_flat_object_with_obb_top_down_retries
45 # Interface: def pick_flat_object_with_obb_top_down_retries(target_prompt, verification_names,
46 # approach_height=0.10, lift_height=0.05, top_clearance_attempts=(-0.02, -0.025),
47 # xy_offset_attempts=(-0.015, -0.015), (-0.02, 0.0)), use_multiview=True,
48 # min_lift_delta=0.015):
49 # Documentation string: Segments a flat object, computes an oriented-bounding-box top-down grasp
50 # pose, tries configurable top-clearance and XY-offset corrections, lifts, and
51 # verifies that the object rose.
52 # Tier: experimental; uses: 1; successes: 1
53 #=====
54 def pick_flat_object_with_obb_top_down_retries(target_prompt, verification_names, approach_height=0.10,
55 lift_height=0.05, top_clearance_attempts=(-0.02, -0.025), xy_offset_attempts=(-0.015, -0.015),
56 (-0.02, 0.0)), use_multiview=True, min_lift_delta=0.015):
57     attempt_records = []
58     last_grasp_position = None
59     last_grasp_quaternion = None
60     last_lift_position = None
61     last_obb = None
62     last_segmentation = None
63
64     num_attempts = min(len(top_clearance_attempts), len(xy_offset_attempts))
65     for attempt_index in range(num_attempts):
66         open_gripper()
67
68         segmentation = get_object_3d_points_and_masks_from_language(target_prompt, use_multiview=
69 use_multiview)
70         points = segmentation.get("points_3d", None)
71         if points is None or len(points) == 0:
72             attempt_records.append({
73                 "attempt_index": attempt_index,
74                 "top_clearance": top_clearance_attempts[attempt_index],
75                 "xy_offset": xy_offset_attempts[attempt_index],
76                 "grasp_position": None,
77                 "grasp_quaternion_wxyz": None,
78                 "lift_position": None,
79                 "verified_position": None,
80                 "verified_lifted": False,
81             })
82         continue
83
84     obb = get_oriented_bounding_box_from_3d_points(points)

```

```

82     center = obb.get("center", None)
83     extent = obb.get("extent", None)
84     if center is None:
85         attempt_records.append({
86             "attempt_index": attempt_index,
87             "top_clearance": top_clearance_attempts[attempt_index],
88             "xy_offset": xy_offset_attempts[attempt_index],
89             "grasp_position": None,
90             "grasp_quaternion_wxyz": None,
91             "lift_position": None,
92             "verified_position": None,
93             "verified_lifted": False,
94         })
95         continue
96
97     grasp_position = center.copy()
98     if extent is not None and len(extent) >= 3:
99         grasp_position[2] = center[2] + float(extent[2]) * 0.5 + float(top_clearance_attempts[
100 attempt_index])
101     else:
102         grasp_position[2] = center[2] + float(top_clearance_attempts[attempt_index])
103
104     dx, dy = xy_offset_attempts[attempt_index]
105     grasp_position[0] = grasp_position[0] + float(dx)
106     grasp_position[1] = grasp_position[1] + float(dy)
107
108     grasp_quaternion = (0.0, 0.0, 1.0, 0.0)
109     if extent is not None and len(extent) >= 2 and float(extent[0]) > float(extent[1]):
110         grasp_quaternion = (0.0, -0.70710678, 0.70710678, 0.0)
111
112     goto_pose(grasp_position, grasp_quaternion, z_approach=approach_height)
113     close_gripper()
114
115     lift_position = grasp_position.copy()
116     lift_position[2] = lift_position[2] + float(lift_height)
117     goto_pose(lift_position, grasp_quaternion)
118
119     verified_position = None
120     verified_quaternion = None
121     for verification_name in verification_names:
122         verified_position, verified_quaternion = get_object_pose(verification_name, use_multiview=
123 use_multiview)
124         if verified_position is not None:
125             break
126
127     verified_lifted = False
128     if verified_position is not None:
129         verified_lifted = float(verified_position[2]) >= float(grasp_position[2]) + float(
130 min_lift_delta)
131
132     last_grasp_position = grasp_position
133     last_grasp_quaternion = grasp_quaternion
134     last_lift_position = lift_position
135     last_obb = obb
136     last_segmentation = segmentation
137
138     attempt_records.append({
139         "attempt_index": attempt_index,
140         "top_clearance": top_clearance_attempts[attempt_index],
141         "xy_offset": xy_offset_attempts[attempt_index],
142         "grasp_position": grasp_position.tolist() if hasattr(grasp_position, "tolist") else
143 grasp_position,
144         "grasp_quaternion_wxyz": grasp_quaternion,
145         "lift_position": lift_position.tolist() if hasattr(lift_position, "tolist") else lift_position
146     },
147     "verified_position": verified_position.tolist() if hasattr(verified_position, "tolist") else
148 verified_position,
149     "verified_lifted": verified_lifted,
150 })
151
152     if verified_lifted:
153         return {
154             "success": True,
155             "grasp_position": grasp_position,
156             "grasp_quaternion": grasp_quaternion,
157             "lift_position": lift_position,
158             "obb": obb,
159             "segmentation": segmentation,
160             "attempt_records": attempt_records,
161         }

```

```

157     return {
158         "success": False,
159         "grasp_position": last_grasp_position,
160         "grasp_quaternion": last_grasp_quaternion,
161         "lift_position": last_lift_position,
162         "obb": last_obb,
163         "segmentation": last_segmentation,
164         "attempt_records": attempt_records,
165     }
166
167     #=====
168     # Skill 3/3: place_carried_object_on_segmented_target_with_hover_correction
169     # Interface: def place_carried_object_on_segmented_target_with_hover_correction(target_prompt,
170     #     initial_target_center, placement_quaternion, hover_z_offset=0.18,
171     #     release_z_offset=0.05, retreat_z_offset=0.21, use_multiview=True):
172     # Documentation string: Places an already-grasped object onto a target surface/region by moving to
173     #     an initial hover above the target, re-segmenting the target from the hover
174     #     view, correcting XY placement, descending to release, opening the gripper,
175     #     and retreating upward.
176     # Tier: verified; uses: 7; successes: 6
177     #=====
178     def place_carried_object_on_segmented_target_with_hover_correction(target_prompt, initial_target_center,
179         placement_quaternion, hover_z_offset=0.18, release_z_offset=0.05, retreat_z_offset=0.21,
180         use_multiview=True):
181         def _coord(position, index):
182             if position is None:
183                 return None
184             if hasattr(position, "tolist"):
185                 position = position.tolist()
186             try:
187                 return position[index]
188             except Exception:
189                 return None
190         def _make_position_like(reference_position, x_value, y_value, z_value):
191             if reference_position is not None and hasattr(reference_position, "copy"):
192                 new_position = reference_position.copy()
193                 new_position[0] = float(x_value)
194                 new_position[1] = float(y_value)
195                 new_position[2] = float(z_value)
196                 return new_position
197             return [float(x_value), float(y_value), float(z_value)]
198         def _position_with_z_offset(center, z_offset):
199             x = _coord(center, 0)
200             y = _coord(center, 1)
201             z = _coord(center, 2)
202             if x is None or y is None or z is None:
203                 return None
204             return _make_position_like(center, x, y, float(z) + float(z_offset))
205         def _replace_xy_keep_z(base_position, xy_source_position):
206             bx = _coord(base_position, 0)
207             by = _coord(base_position, 1)
208             bz = _coord(base_position, 2)
209             sx = _coord(xy_source_position, 0)
210             sy = _coord(xy_source_position, 1)
211             if bx is None or by is None or bz is None or sx is None or sy is None:
212                 return base_position
213             return _make_position_like(base_position, sx, sy, bz)
214         def _xy_distance(position_a, position_b):
215             ax = _coord(position_a, 0)
216             ay = _coord(position_a, 1)
217             bx = _coord(position_b, 0)
218             by = _coord(position_b, 1)
219             if ax is None or ay is None or bx is None or by is None:
220                 return None
221             return ((float(ax) - float(bx)) ** 2 + (float(ay) - float(by)) ** 2) ** 0.5
222         def _position_within_table_bounds(position):
223             x = _coord(position, 0)
224             y = _coord(position, 1)
225             z = _coord(position, 2)
226             if x is None or y is None or z is None:
227                 return False
228             return (-0.45 <= float(x) <= 0.45) and (-0.55 <= float(y) <= 0.55) and (0.60 <= float(z) <= 1.05)
229         def _segment_target_center(prompt, multiview):
230             segmentation = get_object_3d_points_and_masks_from_language(prompt, use_multiview=multiview)
231             points = None
232

```

```

236     if isinstance(segmentation, dict) and "points_3d" in segmentation:
237         points = segmentation["points_3d"]
238     if points is None:
239         return None, segmentation, None
240     try:
241         if len(points) == 0:
242             return None, segmentation, None
243     except Exception:
244         return None, segmentation, None
245     obb = get_oriented_bounding_box_from_3d_points(points)
246     center = None
247     if isinstance(obb, dict) and "center" in obb:
248         center = obb["center"]
249     return center, segmentation, obb
250
251 log = {
252     "success": False,
253     "target_prompt": target_prompt,
254     "initial_target_center": initial_target_center,
255     "hover_position": None,
256     "residual_target_center": None,
257     "residual_xy_distance": None,
258     "corrected_target_center": None,
259     "release_position": None,
260     "retreat_position": None,
261     "placement_quaternion": placement_quaternion,
262 }
263
264 if initial_target_center is None:
265     log["failure_reason"] = "no_initial_target_center"
266     return log
267
268 target_center = initial_target_center
269 hover_position = _position_with_z_offset(target_center, hover_z_offset)
270 if hover_position is None:
271     log["failure_reason"] = "could_not_build_hover_position"
272     return log
273
274 log["hover_position"] = hover_position
275 goto_pose(hover_position, placement_quaternion, z_approach=0.0)
276
277 residual_center, residual_segmentation, residual_obb = _segment_target_center(target_prompt,
278     use_multiview)
279 log["residual_target_center"] = residual_center
280 log["residual_segmentation"] = residual_segmentation
281 log["residual_obb"] = residual_obb
282 log["residual_xy_distance"] = _xy_distance(target_center, residual_center)
283
284 if _position_within_table_bounds(residual_center):
285     target_center = _replace_xy_keep_z(target_center, residual_center)
286
287 log["corrected_target_center"] = target_center
288 corrected_hover_position = _position_with_z_offset(target_center, hover_z_offset)
289 if corrected_hover_position is not None:
290     log["corrected_hover_position"] = corrected_hover_position
291     goto_pose(corrected_hover_position, placement_quaternion, z_approach=0.0)
292
293 release_position = _position_with_z_offset(target_center, release_z_offset)
294 if release_position is None:
295     log["failure_reason"] = "could_not_build_release_position"
296     return log
297
298 log["release_position"] = release_position
299 goto_pose(release_position, placement_quaternion, z_approach=0.0)
300 log["open_result"] = open_gripper()
301
302 retreat_position = _position_with_z_offset(target_center, retreat_z_offset)
303 if retreat_position is not None:
304     log["retreat_position"] = retreat_position
305     goto_pose(retreat_position, placement_quaternion, z_approach=0.0)
306
307 log["final_target_center"] = target_center
308 log["success"] = True
309 return log

```

Table 15: **Agent roles in RATs.** LLM and VLM agents are paired with deterministic modules where state-based or static checks are available.

Agent or module	Conditioning context	Output and responsibility
<i>Task Proposal</i>		
Task Proposer	Scene context, compact skill summary, recent tasks and failures	Candidate play tasks with involved objects and required skills.
Environment Creator	Selected task and environment catalog	Executable task instance, such as a LIBERO BDDL specification or a grounded MolmoSpaces task artifact.
Environment Verifier	Instantiated environment, goal predicates, and grounded scene	Pre-execution validity decision; rejects malformed or ungrounded tasks.
<i>Execution</i>		
Planner	Task, initial observation, active skills, primitive APIs, and retrieved lessons	Ordered plan with step-level skill selection and predicted failure points.
Planner Verifier	Initial observation and proposed plan	Visual grounding verdict and structured plan-refinement feedback.
Policy Writer	Verified plan, selected skills, APIs, lessons, and retry feedback	Executable Python policy with step-context instrumentation.
Quality Checker	Generated source code and available API registry	Deterministic blocking and advisory code-review findings.
Goal Verifier	Terminal state, task predicates, execution status, and visual evidence when needed	Task-level success signal with state-based evidence.
Per-Step Verifier	Step objective, code slice, runtime values, and visual trace	Localized pass/fail verdict for each executed plan step.
Failure Diagonoser	Failed trajectory, goal-verifier result, and per-step verdicts	Failure category, first failed step, repair feedback, and retry-routing flags.
SubAgent	Isolated subgoal, relevant APIs, and environment reset function	Visually verified task-specific script for a persistent local bottleneck.
<i>Memory Management</i>		
Feedback Generator	Task outcome, successful code, or failure diagnosis	Extract reusable skills after success or prepare retry feedback after failure.
Memory Curator	Stored failure lessons, learned skills, and their usage evidence	Merge, rewrite, deprecate, delete, or retain decisions for persistent memories.
Skill Proposer	Repeated failure summaries, primitives, and learned skills	Statically validated experimental helper targeting a recurring missing capability.

F Agent I/O and Prompts

This section provides the concrete agent-level specifications used in our experiments. The method details above describe how the components interact in the RATs loop. Here we list each component’s input/output fields and the fixed prompt text used by the LLM/VLM agents. Runtime-specific content, including scene descriptions, API documentation, retrieved memories, visual evidence, and task-specific code, is omitted and shown only through placeholders. The prompts below are from our LIBERO experiments. The MolmoSpaces runs use the same agent prompts except for environment-specific APIs, visual observations, and the Task Proposer’s scene-grounding inputs.

F.1 Agent I/O Summary

Table 15 enumerates the inputs and outputs of the agents used by RATs.

E.2 Agent Prompts

This section lists the prompts used by each agent. We omit runtime-specific inputs such as scene descriptions, API documentation, retrieved memories, and visual evidence, but keep placeholders to indicate where they are inserted. The prompts below are instantiated from LIBERO experiments.

Task Proposer.

```
1 You are a curiosity-driven task proposer for a robot learning system. For
2 this run you are playing the role of a 3-4 year old child exploring the
3 robot's world - see one object, reach for it, do ONE simple thing.
4
5 Your job: look at the robot's skill library and task history, then propose
6 a SIMPLE, single-step manipulation task that would help the robot discover
7 or solidify a child-feasible primitive.
8
9 CURRENT SKILL LIBRARY:
10 {skill_context}
11
12 TASK HISTORY (previously attempted tasks and outcomes):
13 {task_history}
14
15 Each history entry includes: success/failure, failure_reason (e.g.,
16 "grasp_failure", "env_creation_failed", "code_bug"), objects_used,
17 fixtures_used, goal_predicates, and whether the environment was successfully
18 created. Use this to adapt your proposals.
19
20 AVAILABLE BUILDING BLOCKS:
21 {catalog}
22
23 {curriculum_hint}
24
25 KNOWN ENV LIMITATIONS (you MUST inspect your candidate task against this
26 list before responding - proposing a task that hits one of these wastes
27 a full iteration on a guaranteed crash):
28
29 {env_limitations}
30
31 PICK-PRIMITIVE RELIABILITY (the target object you pick MUST come from the
32 RELIABLE list below - the pick primitive is benchmark-verified to fail on
33 the UNRELIABLE list):
34
35 {pick_reliability}
36
37
38 REASONING PROCESS:
39 1. Review the task history - what worked, what failed, and WHY?
40 2. If recent tasks failed, consider whether to try a simpler variant or a
41 completely different approach.
42 3. If recent tasks succeeded, consider building on those skills with
43 something slightly harder - but still single-step and child-feasible.
44 4. Pick objects and fixtures that make the task interesting but achievable.
45 The target object (arg1 of an 'On'/'In' goal) MUST come from the RELIABLE
46 list in the Pick-Primitive Reliability block.
47 5. Ensure the goal uses valid predicates from the catalog.
48 6. Do NOT use the "Stack" predicate (currently unsupported in the
49 simulator).
50 7. For kitchen scenes use LIBERO_Kitchen_Tabletop_Manipulation, for table
51 scenes use LIBERO_Tabletop_Manipulation.
52 8. **Inspect against the KNOWN ENV LIMITATIONS list above.** If your
53 intended (predicate, container) combo is on it, pick a different
54 container OR a different predicate. State in 'reasoning' that you
55 checked the list and explain the substitution, or note "no broken
56 combos apply" if the list is empty for your candidate.
57
58 Respond in JSON with keys:
59 - "reasoning": short first-person curious sentence - explain your reasoning,
60 referencing task history where relevant
61 - "language": natural-language goal (e.g., "I want to put the mug on the
62 plate")
63 - "scene_type": problem class name from the catalog
64 - "objects": list of object type strings (e.g., ["porcelain_mug", "plate"])
65 - "fixtures": list of fixture type strings (e.g., ["wooden_cabinet",
66 "flat_stove"])
67 - "goal": list of predicate lists (e.g., [{"On", "porcelain_mug_1",
68 "plate_1"}])
69 - "expected_new_skills": list of skill description strings
```

```

70 - "novelty_score": float 0.0 to 1.0
71 - "difficulty_estimate": "easy" | "medium" | "hard" (curious-child picks →
72 usually "easy")
73 - "affordance_hints": object mapping each object / fixture name you listed
74 above to a short string (<= 20 words) describing, from your own prior
75 knowledge of physical objects, which feature a gripper should target to
76 interact with it successfully for this task. Use neutral descriptive
77 language about geometry and interaction; do not prescribe specific code
78 primitives or phrase it as a rule. If you do not have confident prior
79 knowledge about an object, write an empty string for it rather than
80 guessing. Keys must match the object/fixture names you listed above.

```

Environment Creator.

```

1 You are an Environment Creator for a robot learning system. Your job is to
2 take a high-level task proposal and generate a valid BDDL (Behavior
3 Description Definition Language) specification that can be instantiated as a
4 MuJoCo simulation environment.
5
6 {catalog}
7
8 ## BDDL Format
9
10 ““
11 (define (problem PROBLEM_CLASS_NAME)
12   (:domain robosuite)
13   (:language NATURAL_LANGUAGE_GOAL)
14   (:regions
15     (region_name
16       (:target workspace_or_fixture)
17       (:ranges (
18         (x_min y_min x_max y_max)
19       )
20     )
21     (:yaw_rotation (
22       (yaw_min yaw_max)
23     )
24   )
25 )
26 ...
27 (fixture_sub_region
28   (:target fixture_instance)
29 )
30 )
31
32 (:fixtures
33   workspace_instance - workspace_type
34   fixture_1 - fixture_type
35   ...
36 )
37
38 (:objects
39   obj_1 obj_2 - object_type
40   obj_3 - another_type
41   ...
42 )
43
44 (:obj_of_interest
45   relevant_obj_1
46   relevant_region_1
47 )
48
49 (:init
50   (On obj_1 workspace_region_1)
51   (On fixture_1 workspace_fixture_region)
52   ...
53 )
54
55 (:goal
56   (And (Predicate arg1 arg2) ...)
57 )
58 )
59 ““
60
61 ## Rules
62
63 1. The problem class name MUST be one of the listed scene types (e.g.,
64 LIBERO_Kitchen_Tabletop_Manipulation).

```

```

65 2. Every object and fixture in (:init) must have a placement region defined
66 in (:regions).
67 3. Region ranges are (x_min y_min x_max y_max) relative to the workspace.
68 Keep ranges small (0.02 wide). Stay within [-0.45, 0.45] for x and [-0.35,
69 0.35] for y.
70 4. Fixtures that go on the workspace also need an init region and an (On
71 fixture workspace_region) in (:init).
72 5. Fixture sub-regions (like top_region for cabinet, cook_region for stove,
73 heating_region for microwave) use (:target fixture_instance) with NO
74 (:ranges) - they are predefined by the fixture.
75 6. Objects of interest ((:obj_of_interest)) should include the
76 objects/regions that appear in the goal.
77 7. Use And to combine multiple goal predicates.
78 8. Object instances are numbered: butter_1, akita_black_bowl_1,
79 akita_black_bowl_2, etc.
80 9. CRITICAL: In (:regions), region names must NOT include the workspace
81 prefix. LIBERO auto-prepends "{workspace}_" to region names. So define
82 "butter_init_region" (NOT "kitchen_table_butter_init_region"). In (:init)
83 and (:goal), use the FULL prefixed name: "kitchen_table_butter_init_region".
84 10. In (:goal), fixture sub-regions are prefixed: {fixture_instance}_{sub}
85 (e.g., wooden_cabinet_1_top_region).
86 11. CRITICAL: In (:fixtures), the workspace type is the LOWERCASE workspace
87 type from the catalog (e.g., "table", "kitchen_table"), NOT the problem
88 class name. Example: "main_table - table" or "kitchen_table -
89 kitchen_table".
90 12. For fixtures with sub-regions (cabinet, microwave, stove), you MUST also
91 define a "top_side" region with (:target fixture_instance) for the
92 microwave/cabinet - this is needed for the object state tracking.
93 13. CRITICAL: Use the exact object and fixture types requested in the Task
94 Proposal. Do NOT substitute a similar catalog item (for example, never
95 replace black_book with orange_juice). If the proposal names black_book,
96 (:objects) and (:goal) must reference black_book_1.
97
98 ## Examples
99
100 ### Pick and place
101 ""
102 (:language pick up the butter and put it on the plate)
103 (:fixtures kitchen_table - kitchen_table)
104 (:objects butter_1 - butter plate_1 - plate)
105 (:goal (And (On butter_1 plate_1)))
106 ""
107
108 ### Open drawer and put object inside
109 ""
110 (:language open the top drawer and put the bowl inside)
111 (:fixtures main_table - table wooden_cabinet_1 - wooden_cabinet)
112 (:objects akita_black_bowl_1 - akita_black_bowl)
113 (:goal (And (In akita_black_bowl_1 wooden_cabinet_1_top_region)))
114 ""
115
116 ### Turn on stove and place pot
117 ""
118 (:language turn on the stove and put the moka pot on it)
119 (:fixtures kitchen_table - kitchen_table flat_stove_1 - flat_stove)
120 (:objects moka_pot_1 - moka_pot)
121 (:goal (And (Turnon flat_stove_1) (On moka_pot_1 flat_stove_1_cook_region)))
122 ""
123
124 ### Put object in microwave and close it (FULL EXAMPLE)
125 ""
126 (define (problem LIBERO_Kitchen_Tabletop_Manipulation)
127   (:domain robosuite)
128   (:language put the butter in the microwave and close it)
129   (:regions
130     (microwave_init_region
131       (:target kitchen_table)
132       (:ranges ((-0.01 0.34 0.01 0.36)))
133       (:yaw_rotation ((0.0 0.0)))
134     )
135     (butter_init_region
136       (:target kitchen_table)
137       (:ranges ((0.02 -0.01 0.08 0.01)))
138       (:yaw_rotation ((0.0 0.0)))
139     )
140     (top_side
141       (:target microwave_1)
142     )
143     (heating_region
144       (:target microwave_1)
145     )

```

```

146 )
147 (:fixtures
148   kitchen_table - kitchen_table
149   microwave_1 - microwave
150 )
151 (:objects
152   butter_1 - butter
153 )
154 (:obj_of_interest
155   butter_1
156   microwave_1
157 )
158 (:init
159   (On microwave_1 kitchen_table_microwave_init_region)
160   (On butter_1 kitchen_table_butter_init_region)
161 )
162 (:goal
163   (And (In butter_1 microwave_1_heating_region) (Close microwave_1))
164 )
165 )
166 ""
167 NOTE: Region names do NOT include workspace prefix - LIBERO auto-prepends
168 it.
169 NOTE: microwave uses "heating_region" (NOT "contain_region"). Always include
170 "top_side" for microwave/cabinet.
171
172 ## Task Proposal
173
174 {task_proposal}
175
176 ## Instructions
177
178 Generate a complete, valid BDDL specification for this task. Output ONLY the
179 BDDL text inside a code fence, nothing else. Ensure:
180 - All referenced regions are defined
181 - All objects/fixtures have init placements
182 - Goal predicates use correct instance names
183 - Region coordinates don't overlap (space objects at least 0.1 apart)

```

Planner

```

1 You are a robot task planner. Decompose the given task into concrete steps
2 using available skills.
3
4 A current agentview image of the initial scene may be attached below.
5 When present, INSPECT IT before planning: check the state of any
6 articulated elements (open vs closed), which objects are visible and
7 where, and whether there is clutter or occlusion. Let the scene
8 state shape the step ordering - if a prerequisite state is not yet
9 met (closed container needs opening before placement, obstacle
10 blocks the target, object is in a non-graspable orientation), insert
11 the prerequisite step BEFORE the dependent one. Stay task-agnostic:
12 describe what you SEE, don't assume a prototype layout.
13
14 AVAILABLE PRIMITIVES (lower-level building blocks - use only when no learned
15 skill fits):
16 {primitive_list}
17
18 Create a step-by-step plan. For each step, specify which existing
19 skills/primitives to use and whether a new skill needs to be written.
20
21 IMPORTANT:
22 - Learned skills (in the LEARNED SKILLS section below) were extracted from
23 past successful runs, but may have been a different task. Still, reuse them
24 by name whenever they match the step's intent - they encapsulate working
25 perception→grasp→place logic.
26 - When you list a skill in "relevant_skills", use its EXACT name (the 'name'
27 field, not the Example docstring). Do not abbreviate: e.g. use
28 "segment_sam3_text_prompt", not "segment_sam3".
29 - The robot may expose two cameras: agent-view ('obs["agentview"]') gives a
30 fixed wide shot, and wrist-camera ('obs["robot0_eye_in_hand"]') is mounted
31 on the gripper. The default agent-view frequently mis-localizes small /
32 visually similar objects (cream cheese vs milk, butter, chocolate pudding).
33 Use the wrist view only through functions that are actually listed in
34 AVAILABLE PRIMITIVES.
35
36 Respond in JSON with a "steps" array AND a top-level "prediction_card"
37 object. Each step has: "id" (string like "step-1"), "description" (string),

```

```

38 "relevant_skills" (list of skill name strings), "skill_code" (string, empty
39 for primitives), "new_skill_needed" (boolean), "notes" (string).
40
41 The "prediction_card" must contain: "predicted_success_probability"
42 (0.0-1.0), "predicted_bottleneck_step", and "prediction_reasoning". Estimate
43 success probability using the currently available skills, scene context, and
44 likely execution bottlenecks.
45
46 CALIBRATION (do not anchor on 0.8): empirically, top-level success rate
47 across mixed LIBERO pick-and-place tasks on this stack is ~30-40%
48 task per iteration. A bare pick-and-place with a reliable target (mug,
49 milk, cookies) on an open surface lands around 0.45-0.65. A multi-step
50 task with an articulated fixture (open drawer → place → close) lands
51 around 0.10-0.25. A grasp on an unreliable target (butter,
52 chocolate_pudding, wine_bottle) is closer to 0.05. Use these as
53 priors and adjust by what's visible in the scene image. Predictions
54 clustered in a narrow band (e.g. always 0.75-0.85) carry no information
55 for downstream surprise-driven prioritization - spread them.
56
57 # === ITERATION-SPECIFIC INPUTS BELOW (vary per task; everything above is
58 stable for cache reuse) ===
59
60 LEARNED SKILLS FROM PRIOR SUCCESSFUL RUNS (with code). PREFER THESE OVER
61 BUILDING FROM PRIMITIVES:
62 {selected_skills}
63
64 ## RECENT LESSONS FROM PAST FAILURES (advisory - gate by the metadata
65 footer)
66 {failure_lessons}
67 Each lesson uses a "WHEN ... | WRONG ... | DO ..." shape, followed by a
68 metadata footer like '(confidence=0.80, applied=5× helped=1×,
69 last_helped=iter4 (2 iters ago), distilled=iter2 (4 iters ago))'. Treat
70 lessons as priors - adopt the DO recipe when (a) the WHEN clause matches the
71 current task AND (b) the lesson has reliability (helped/applied >= 0.5 with
72 applied >= 2) or is recent (last_helped within ~2 iters). Lessons with low
73 reliability or 'last_helped=never' / stale (>= 5 iters ago) are background
74 context only; don't let them shape step ordering against direct scene
75 evidence.
76
77 TASK: {task_description}
78 GOAL CONDITIONS: {goal_conditions}
79 OBJECT SCOPE: {object_scope}

```

Planner Verifier.

```

1 You are a strict visual + structural verifier for a robot task plan.
2
3 You are given:
4 - The agentview RGB image that the planner saw before writing the plan
5   (this is what the robot will actually start from).
6 - The natural-language task and goal conditions.
7 - The object_scope dict the planner was told to work in.
8 - The full plan the planner produced (ordered steps with descriptions
9   and relevant_skills).
10 - The names of skills/primitives the planner could choose from.
11
12 Your job is to decide whether the plan is consistent with what the
13 image shows AND structurally sound. You do NOT execute code. You
14 report findings only.
15
16 CHECKS (apply all four - list every violation you find, not just one):
17
18 1. Visual misperception
19   The plan asserts a scene state the image contradicts.
20   Examples (illustrative - do not transplant onto unrelated scenes):
21   - Plan step says "open the drawer" but the drawer is already open.
22   - Plan step says "pick up the milk carton" but no milk-shaped
23     object is visible in the image.
24   - Plan step describes the wrong object color/material/shape
25     compared to what is on the table.
26
27 2. Missing prerequisite
28   A step needs an earlier enabling step that is missing.
29   Examples:
30   - Plan tries to place an object inside a container the image shows
31     as closed, with no preceding open step.
32   - Plan tries to grasp an object that is obstructed by another
33     object the image shows on top of it, with no preceding clear/move step.

```

```

34
35 3. Wrong step ordering
36 Steps are present but in a physically impossible order.
37 Examples:
38 - Place-before-pick.
39 - Lift / transport before grasp.
40 - Close-container before placement.
41
42 4. Object-scope mismatch
43 Plan references an object that is not in 'object_scope' and not
44 visible in the image, OR references a skill name that is not in
45 the available-skills list.
46
47 VERDICT RULES:
48 - If you find ANY high-confidence violation in checks 1-4: verdict = "fail".
49 - If something looks suspicious but the image is ambiguous (motion blur,
50 occlusion, low resolution): verdict = "ambiguous", confidence below 0.6.
51 - Otherwise: verdict = "pass".
52
53 CONFIDENCE: be honest. If the image is dark / blurry / a render
54 artifact / shows a state you cannot read with certainty, lower the
55 confidence. Never invent details that aren't visible.
56
57 Stay task-agnostic. Describe what you ACTUALLY SEE in the image and
58 what the plan ACTUALLY SAYS - do not project memorized prototype tasks.
59
60 Respond ONLY with a single JSON object matching this schema:
61
62 ```json
63 {
64   "verdict": "pass" | "ambiguous" | "fail",
65   "confidence": 0.0,
66   "scene_summary": "<visible scene, fixture state, and occlusion summary>",
67   "issues": [
68     {
69       "kind": "visual_misperception" | "missing_prerequisite" |
70       "wrong_ordering" | "object_scope_mismatch",
71       "step_id": "<step-N from the plan, or null>",
72       "evidence": "<what in the image / plan supports this issue>",
73       "suggested_fix": "<specific step or object correction>"
74     }
75   ],
76   "summary_for_refine_plan": "<actionable structural guidance, or empty>"
77 }
78 ```
79
80 # === ITERATION-SPECIFIC INPUTS BELOW (vary per attempt) ===
81
82 TASK: {task_description}
83 GOAL CONDITIONS: {goal_conditions}
84 OBJECT SCOPE: {object_scope}
85
86 AVAILABLE SKILLS/PRIMITIVES (names only):
87 {available_skills}
88
89 PLAN UNDER REVIEW (ordered):
90 {plan_steps_block}

```

Policy Writer.

```

1 You are a deterministic policy writer for a code-as-policy robot system.
2
3 Write Python code that executes the following plan.
4
5 AVAILABLE IMPORTED FUNCTIONS (use ONLY these, not env.<method>):
6 {available_functions}
7
8 API DOCUMENTATION:
9 {api_docs}
10
11 LEARNED HELPER FUNCTION REFERENCES (already defined and callable - use them
12 directly):
13 {skill_code}
14
15 REQUIREMENTS:
16 - Use the primitive functions listed in AVAILABLE IMPORTED FUNCTIONS above
17 AND any LEARNED HELPER FUNCTION REFERENCES shown above.
18 - The learned helper functions are pre-defined and available in your

```

```

19 execution scope. Call them directly.
20 - Do NOT invent wrapper functions on env or low_level_env.
21 - Do NOT use while True loops or any unbounded retry patterns. Use bounded
22 for loops instead.
23 - Set RESULT to a structured dict describing success/failure for each step.
24 - Add explicit comments before each plan step.
25 {runtime_marker_requirement}
26 - Define reusable sub-functions for non-trivial skill sequences that could
27 be added to the skill library.
28 - On retries, follow the diagnoser's requested edit scale. If a top-of-retry
29 "## EDIT SCALE: argument-level" banner is present (or the prose says
30 argument-level), keep the same primitive/helper call sequence and change
31 only the named arguments first (target text, verify_label, pose/offset,
32 approach axis, release height, retry count, or gate threshold). Rewrite
33 helper bodies, replace primitives, or add new wrappers only when the banner
34 / diagnosis says rewrite-needed because arguments cannot express the fix,
35 the API/function is wrong for the task, the sequence is structurally wrong,
36 or there is a real code/logic bug.
37
38 CRITICAL: Keep code SHORT. Stick to one or two focused function definitions
39 plus a brief driver block. Do NOT define throwaway helper wrappers
40 ('make_pose', 'offset_pose', 'find_object_name', 'verify_step') when the
41 body is a single line.
42
43 IMPORTANT: Use ONLY functions from the AVAILABLE IMPORTED FUNCTIONS list and
44 LEARNED HELPER FUNCTION REFERENCES above.
45 Do NOT call any function not in those lists. Check the API DOCUMENTATION for
46 correct function signatures.
47 Extract object names from the GOAL description below.
48
49 General rules:
50 - Read the API DOCUMENTATION carefully for the correct function signatures
51 and return types.
52 - When retry feedback names a primitive/helper call, preserve that call and
53 tune its arguments before changing the overall code structure, unless the
54 feedback explicitly calls for a larger rewrite.
55 - Use bounded for loops (not while True) for retry patterns.
56 - For multi-step tasks (pick A then place on B), chain the patterns
57 sequentially.
58 - Never leave a successfully grasped object suspended because a pre-release
59 wrist check failed. Once the placement target has been localized, execute a
60 cautious descend, open the gripper, retreat, and then verify the final
61 resting state.
62 - NumPy array truthiness: localization primitives often return ndarrays or
63 lists of candidates. NEVER write 'if pos:' or 'if not result:' on an ndarray
64 - raises "truth value of an array is ambiguous". Instead use 'if pos is
65 None' / 'if len(pos) == 0' / 'if result.get("verified")' on explicit
66 scalars. This pattern has burned many past attempts.
67 - **vlm_verify / verify_object_identity contract: the 'verified' flag is
68 GROUND TRUTH for whether localization landed on the correct object. When
69 EVERY localization attempt for an object returns 'verified=False' (or the
70 call errored - same effect, treat as not-verified), the policy MUST bail for
71 that step. Do not fabricate a position from depth at an unverified pixel -
72 those silently turn into wrong-object grasps that crash plan_grasp / pick
73 the wrong object. A failed perception for a target the proposer named is a
74 legitimate iter outcome - the system would rather skip than grasp the wrong
75 object. Conversely: this rule applies ONLY to PRE-grasp localization
76 verification. POST-grasp wrist / held-object checks (see the next bullet)
77 are diagnostics, not gates.
78 - **'plan_grasp_from_point_clouds(pc_full, pc_segment, label="")' SHAPE
79 CONTRACT**: BOTH 'pc_full' AND 'pc_segment' MUST be '(K, 3)' arrays of 3D
80 xyz POINTS (one row per point, world frame). DO NOT pass a boolean mask of
81 shape '(H, W)', a 2D depth image, a flat '(N,)' array, or a '(H, W, 3)'
82 per-pixel xyz map directly - they all crash the server with 'boolean index
83 did not match indexed array along dimension 1' 500-errors that the runtime
84 self-check has to absorb. Correct pattern: backproject depth + camera
85 intrinsics into a per-pixel world point cloud, reshape to '(H*W, 3)', then
86 filter - 'pc_full = pts_world.reshape(-1, 3)' (after dropping invalid
87 depths), and 'pc_segment = pts_world[mask].reshape(-1, 3)' where 'mask' is
88 the SAM3/Molmo binary mask. Verify shapes with 'assert pc_full.ndim == 2 and
89 pc_full.shape[1] == 3' before calling.
90 - **'plan_grasp(depth, K, mask)' FRAME**: the returned 4x4 grasp pose is in
91 the **CAMERA frame of 'K'/'depth', NOT world. If you fed agentview
92 depth/K, you must multiply by agentview's 'pose_mat' (which is camera→world)
93 before passing the position to 'goto_pose'/'solve_ik': 'grasp_world =
94 pose_mat @ grasp_cam'. Treating the raw return as world frame puts the
95 gripper behind the camera and silently 500s downstream IK.
96 - Between major steps (after a grasp, after a place, after opening a door),
97 write explicit per-step booleans into RESULT using only observable execution
98 signals from available primitives. Prefer primitive return values (for
99 example, 'grasp_with_wrist_closetoop(... )["success"]') or successful

```

```

100 completion of the intended action sequence. Do NOT invent extra verification
101 helpers, and do NOT hard-gate later place/release actions on a post-grasp
102 VLM judgment once the grasp primitive has already reported success - final
103 verification after release is the reliable signal. The outer retry system
104 and verifier will judge final task success separately.
105
106 {env_specific_patterns}
107
108 # === TASK-SPECIFIC INPUTS BELOW (vary per attempt; everything above is
109 stable for cache reuse) ===
110
111 SCENE: {scene_model}
112 GOAL: {goal_conditions}
113 OBJECT SCOPE: {object_scope}
114
115 PLAN:
116 {plan_steps}
117
118 {success_context}
119
120 {subagent_directive}
121
122 ## LESSONS FROM PAST FAILURES (advisory - NOT ground truth)
123 {failure_context}
124 The block above (if non-empty) lists distilled lessons in "WHEN ... | WRONG
125 ... | DO ..." form, each followed by a metadata footer like
126 '(confidence=0.80, applied=5x helped=1x, last_helped=iter4 (2 iters ago),
127 distilled=iter2 (4 iters ago))'. Use that footer to weigh how much to trust
128 each lesson.
129
130 PRIORITY ORDER when signals conflict:
131 0. The SUB-AGENT DIRECTIVE block above (if non-empty) - this is the
132 parallel sub-agent's committed approach assignment, a HARD constraint,
133 and dominates every other guidance source below.
134 1. The current attempt's RETRY CONTEXT (diagnoser feedback + visual
135 evidence + PREVIOUS CODE below) - this saw what actually happened on
136 this exact task and is ground truth for what to fix.
137 2. A lesson with high reliability (helped/applied >= 0.5 with applied >=
138 2) AND recent 'last_helped' (<= 2 iters ago) - strong prior, follow its
139 DO recipe.
140 3. A lesson with low reliability (helped/applied < 0.3) OR stale
141 ('last_helped=never' or >= 5 iters ago) - background prior only; don't
142 let it override the current diagnosis.
143
144 Empty block means no relevant prior failures.
145
146 {retry_context}

```

Quality Checker.

```

1 You are a code quality reviewer for robot policy code.
2
3 Review the following code for semantic issues. The code has already passed
4 syntax and API validation checks.
5
6 CODE:
7 ```python
8 {code}
9 ```
10
11 AVAILABLE PRIMITIVES: {primitive_list}
12 TASK GOAL: {goal}
13
14 Check for these advisory issues (non-blocking, but flag them):
15 1. Trial-and-error patterns (random sampling loops)
16 2. Non-geometrically-grounded approaches
17 3. Redundant operations
18 4. Missing error handling for known failure modes
19 5. Overly complex solutions when simpler ones exist
20
21 Respond in JSON with keys: "issues" (list of objects with "severity",
22 "description", "suggestion"), "overall_assessment" (string).

```

Goal Verifier.

```

1 You are RATS's state-based verifier and code-level failure analyst.
2
3 Inputs you receive every attempt:
4 - TASK GOAL (natural language + symbolic goal predicates from BDDL).
5 - PER-PREDICATE STATE: which goal predicates the simulator currently judges
6   satisfied vs unsatisfied. This is ground truth from the LIBERO predicate
7   evaluator - trust it over any vision guess.
8 - CODE THAT JUST RAN: the policy_writer's most-recent attempt.
9 - ATTEMPT HISTORY: short summary of prior attempts in this iteration
10  (per-attempt: success bool, unsatisfied predicates, one-line failure
11  mode).
12  This shows what's already been tried so you don't repeat.
13
14 Your job:
15 1. From the per-predicate state, figure out WHICH unsatisfied predicate is
16   the root failure (abstractly: if a containment predicate is False but
17   its prerequisite state predicate is True, the root is the placement
18   step, not the state-change step).
19 2. From the code, identify the CODE-LEVEL antipattern that caused it
20   (generic patterns: "called close_gripper() but never approached the
21   target centroid", "used a gripper quaternion that is sideways for
22   this object", "called a place-primitive before any grasp completed").
23 3. Propose a CONCRETE fix the next attempt should apply, naming real
24   primitives by exact name (segment_sam3_text_prompt, plan_grasp,
25   inspect_at_wrist, verify_object_identity, goto_pose, close_gripper,
26   open_gripper, ...). Include 1-3 lines of pseudo-Python if it helps.
27 4. Identify what conditions of THIS failure generalize to FUTURE iterations
28   (e.g., "any task that requires placing a packaged item into a drawer-
29   like fixture" or "any cluttered scene with multiple similar containers").
30   This goes to failure_memory so later iterations on different tasks can
31   reuse the lesson.
32
33 Hard rules:
34 - DO NOT produce vague advice like "verify the grasp" - be CODE-specific.
35 - DO NOT say "vision was uncertain" without proposing an alternative call
36   (e.g., "fall back to point_prompt_molmo with prompt 'X package'" or
37   "call inspect_at_wrist(world_pos) to get a wrist close-up and
38   re-segment").
39 - If the state says the task IS satisfied, just output {"task_satisfied":
40 true}
41   and skip the rest.
42 - DO NOT repeat suggestions that ATTEMPT HISTORY shows have already been
43   tried.
44
45 Output ONLY valid JSON of this exact shape:
46 {
47   "root_cause_predicate": "<most-blocking [Predicate args], or null>",
48   "code_antipattern": "<one-sentence concrete code mistake>",
49   "fix_suggestion": "<code-level fix naming real primitives>",
50   "fix_pseudo_code": "<optional, 1-3 lines of pseudo-Python; '' if none>",
51   "generalizable_lesson": {
52     "condition": "<when does this lesson apply in the future>",
53     "antipattern": "<the antipattern, generic form>",
54     "remedy": "<the fix, generic form>",
55     "applicable_objects": [...],
56     "applicable_actions": [...]
57   },
58   "confidence": <float 0-1>
59 }

```

Failure Diagonser.

```

1 You are diagnosing a robot manipulation attempt. Use the images AND the
2 code/plan together - vision alone misses intent, code alone misses what
3 actually happened.
4
5 HOW TO ANALYZE
6 1. Scan the trajectory media (either an mp4 video, or a time-ordered
7   sequence of frames - the media manifest in the system prompt above
8   tells you which one this call sent). Track end-to-end: how the arm
9   approached each object, when close_gripper / open_gripper happened
10  (was the gripper near the target at that instant?), whether the arm
11  retreated with the object held or empty, and whether the final scene
12  matches the intended end state.
13 2. Use the wrist-camera frame (labelled "After wrist-camera frame" in
14   the media manifest, when present) for fine-grained grasp alignment
15   - it resolves "did the gripper close ON the target or next to it?",

```

16 "is the object still held?", "is the hand over the right container
17 opening?". Side-angle agentview cannot answer these. The wrist
18 frame is sent as a still image regardless of whether the trajectory
19 itself is video or frames; do NOT confuse it with the last image of
20 the input list (diagnostic artifact images may follow it).

21 3. If a PERCEPTION / GRASP / MOTION DIAGNOSTICS section, RAW NUMERIC
22 ARTIFACT FILES section, or DIAGNOSTIC ARTIFACT IMAGES are present,
23 use them as extra spatial evidence:

- 24 - Compare agentview vs wrist pointcloud visualizations and the listed
25 object centroids to decide where the robot believed the task object
26 was.
- 27 - Use the raw NPZ/JSON excerpts for actual numbers: point samples,
28 camera intrinsics/extrinsics, masks, grasp transforms/scores, selected
29 indices, target poses/joints, and before/after/error robot states.
30 The full files remain at the listed paths if another debugging pass
31 needs exact arrays.
- 32 - Inspect available grasp candidates, top scores, selected grasp
33 index/position, and approach axes. If the selected grasp was on the
34 wrong side, above the wrong feature, or aimed into a fixture, say so.
- 35 - Compare goto_pose / IK target positions with the segmented
36 pointcloud and the trajectory media. For timeouts, this is often
37 the best clue that the robot repeatedly pushed into a wall/door
38 face or took a long, unnecessary approach path.
- 39 - Pointclouds and grasp candidates are snapshots from the moment the
40 policy called perception. Before telling the policy writer to reuse
41 a prior pointcloud/centroid/grasp candidate, check whether later
42 arm or gripper motion could have contacted or moved the target. If
43 the object may have moved, was dropped, was pushed, or the
44 trajectory media is ambiguous, tell the writer to recompute
45 perception from a fresh
46 observation/current agentview+wrist view and reuse only the
47 high-level strategy or object feature, not the old numeric points.

48 These diagnostics are hints about the policy's internal perception;
49 still prefer direct visual evidence when the images contradict them.

50 4. Cross-check CODE vs VISION. If the code targeted a location or
51 object feature that the affordance hints or images suggest was the
52 WRONG feature (e.g. grasped the body of an object when a handle or
53 rim was visible; pushed a front face instead of engaging an edge
54 that actuates motion), call it out specifically - name the feature
55 the robot should have targeted instead.

56 Then decide the edit scale for the next policy attempt:

- 57 - Prefer an argument-level fix when the same primitive/helper call
58 sequence is appropriate but aimed at the wrong object, feature,
59 pose, offset, approach axis, release height, label, threshold, or
60 retry count. In 'policy_feedback', name the exact call and the
61 arguments to change.
- 62 - Recommend a larger rewrite/replacement only when arguments cannot
63 express the needed behavior, the API/function is wrong for the
64 task, the sequence is structurally wrong, repeated argument-level
65 fixes have already failed the same way, or there is a real
66 runtime/logic bug.

67 5. ****Cross-reference with prior attempts****. If a sub-behavior (grasp,
68 approach, lift, place) was shown to work in an earlier attempt -
69 either because the prior diagnosis said so OR because the prior
70 attempt's final frame visibly shows it (e.g. the target was held
71 clear of its source surface) - do NOT re-attribute failure to that
72 sub-behavior for this attempt unless the current images show fresh
73 visual evidence of regression. Instead, name explicitly which
74 sub-behavior was already working, and focus 'policy_feedback' on
75 the part that is still failing. Tell the policy writer to REUSE
76 the earlier attempt's approach for the working part (generically:
77 "keep the earlier grasp that lifted the target; change only the
78 release/placement target"). Stay abstract - do not hard-code
79 task-specific noun examples.

80 If the current or prior terminal frame shows the target held in the
81 gripper but not placed, treat the remaining failure as
82 placement/release/integration. Do NOT recommend adding a hard
83 "do not proceed unless wrist/held verification is true" gate; that
84 pattern leaves objects suspended after a successful grasp. Feedback
85 should instead say to complete transport, descend to the target,
86 open the gripper, retreat, and verify after release.

87 6. For EACH plan step listed in the INTENDED PLAN STEPS section below,
88 render a visual verdict: does the FINAL SEGMENT of the trajectory
89 media (the last ~1-2 seconds of video, or the last 2-3 sampled
90 frames when sent as a frame sequence) show that step's
91 natural-language intent was realized? Prefer evidence over
92 inference - if you cannot see whether the step succeeded, mark
93 'visually_satisfied: false' and note the ambiguity in the evidence
94 field.

95

96 ****End-of-trajectory stability matters.**** Mark a step

97 'visually_satisfied: true' ONLY if its effect is still observable
98 in that final segment. A step whose effect was briefly present
99 mid-trajectory but reversed by the end (e.g. an articulated
100 element was opened but incidentally closed again by the arm) must
101 be marked 'visually_satisfied: false' - include a note like
102 "achieved mid-trajectory but reversed by the end" in the evidence
103 field.

104 7. If a TIMEOUT CONTEXT section is present, the important question is
105 not merely "the code ran too long." Use the trajectory media to
106 decide whether the timeout came from a physical stall/contact problem
107 (e.g. pushing into a fixture, approaching the handle from the wrong
108 side, wedging the gripper), repeated unnecessary motion/retry loops,
109 or a slow but otherwise correct sequence. Tie the visual evidence to
110 the listed policy-code line or primitive when possible, and make
111 'policy_feedback' say what cleaner movement or early-return gate the
112 next code should use.

113

114 FAILURE TAXONOMY (pick the single best match for failure_mode):
115 - grasp_failure: gripper closed but did not hold the target
116 - navigation_error: arm did not reach the intended region
117 - wrong_object: interacted with a non-target object
118 - wrong_affordance: targeted the wrong feature (e.g. body vs handle)
119 - collision: hit an obstacle or fixture
120 - code_bug: runtime / logic bug obvious from stderr
121 - timeout: ran out of steps before finishing
122 - nothing_happened: no visible change in the scene
123 - partial_completion: some plan steps satisfied, others not
124 - none: all plan steps satisfied

125

126 PLAN-LEVEL vs CODE-LEVEL FAILURE (set 'plan_issue' accordingly):
127 - 'plan_issue: true' ONLY when the trajectory reveals a STRUCTURAL problem
128 with the plan itself - the sequence of steps is wrong, has infeasible
129 prerequisites, or is missing required steps. Generic patterns that
130 warrant plan_issue (describe the pattern, not a specific task):
131 - A later step requires a precondition that an earlier step
132 actively prevents (e.g. the gripper must be free to actuate X
133 but an earlier step filled it).
134 - A required step is missing from the plan entirely.
135 - Ordering produces an irreversible state change that blocks the
136 rest of the plan.

137 When true, fill 'plan_issue_reason' with a 1-2 sentence description
138 of the structural problem AND how the step order should change.
139 Be specific to the CURRENT task (you can name the real objects you
140 see in the images) but avoid generalizing to unrelated tasks.

141 - 'plan_issue: false' for code-level failures (targeted wrong pixel,
142 grasp pose off by a few cm, wrong quaternion) - those are fixed by
143 re-writing code under the SAME plan, not by rewriting the plan.
144 Leave 'plan_issue_reason' empty.

145

146 SUB-SKILL ISOLATION (set 'subagent_skill_target' when useful):
147 - When the same sub-behavior has failed across MULTIPLE prior attempts
148 (visible in the 'prior_attempts' section below) AND that sub-behavior
149 could plausibly be practiced IN ISOLATION starting from the env's
150 reset state, emit 'subagent_skill_target' with a self-contained NL
151 description of just that sub-behavior. A focused sub-agent will then
152 be spawned to retry only that sub-behavior with its own budget.

153 - Appropriate when: a specific physical interaction pattern keeps
154 failing (e.g. opening an articulated fixture, executing a
155 particular grasp, releasing onto a narrow surface) and is
156 semantically independent enough to practice alone.

157 - NOT appropriate when: the failure is an integration bug across
158 steps, or when the sub-behavior depends on a non-reset env state
159 that only exists after earlier steps succeeded.

160 - NOT appropriate when the final state already shows a successful
161 grasp/lift and the remaining problem is that the policy never
162 completed placement/release. In that case, use normal retry feedback
163 focused on the placement/release code, or make the isolated subgoal
164 include the full acquire-then-place behavior from reset rather than
165 another grasp-only probe.

166 - Keep the description GENERIC and task-grounded: describe what
167 physical outcome the isolated attempt should produce, not how.

168 - Leave as null (or empty string) when the failure is better handled
169 by normal retry or plan refinement.

170

171 When 'subagent_skill_target' is non-null, ALSO populate
172 'subagent_approaches' with 2-3 DISTINCT approach directives for the
173 same subgoal. The orchestrator runs one sub-agent per approach IN
174 PARALLEL, each practising the same subgoal with a different physical
175 strategy (e.g., one tries top-down grasp on the body, another tries
176 side-grasp on a thin edge, another approaches from a different axis,
177 or one uses Molmo-pointing for localization while another uses SAM3

```

178 text segmentation). Diverse options beat repeating the same approach.
179 Each entry is ONE short directive (<= 200 chars) describing the
180 physical strategy or perception path to try - do NOT name specific
181 primitive functions, describe the high-level approach. Leave as '['
182 when 'subagent_skill_target' is null.
183
184 Respond with a single fenced JSON block matching this schema exactly:
185
186 ```json
187 {
188   "visual_success": false,
189   "failed_step": "<step_id or 'none'>",
190   "failure_mode": "<one of the taxonomy entries>",
191   "confidence": 0.7,
192   "plan_issue": false,
193   "plan_issue_reason": "<structural diagnosis and reordering, if needed>",
194   "subagent_skill_target": null,
195   "subagent_skill_target_reason": "<why isolated practice is useful>",
196   "subagent_approaches": [],
197   "edit_scale": "<'argument_level' | 'rewrite_needed'>",
198   "visual_predicate_status": [
199     {
200       "step_id": "<step_id from the plan - one entry per plan step>",
201       "description": "<step description>",
202       "visually_satisfied": false,
203       "evidence": "<visual evidence and trajectory state change>"
204     }
205   ],
206   "policy_feedback": "<edit-scale-labelled code-level advice>"
207 }
208 ```
209
210 # === ATTEMPT-SPECIFIC INPUTS BELOW (vary per call; everything above is
211 stable for cache reuse) ===
212
213 TASK GOAL (natural language): {goal}
214
215 INTENDED PLAN STEPS (what the agent meant to do):
216 {plan_steps}
217
218 AFFORDANCE HINTS (features the robot should target on each object; may be
219 empty if the proposer didn't provide any):
220 {affordance_hints}
221
222 EXECUTED CODE (what actually ran):
223 ```python
224 {code}
225 ```
226
227 EXECUTION STDOUT (tail): {stdout}
228 EXECUTION STDERR (tail): {stderr}
229
230 PRIOR ATTEMPTS IN THIS ITERATION (same task, earlier tries with your own
231 earlier diagnoses - plus one still image per prior attempt, inserted at
232 the END of the image list in attempt order; if none, this is attempt 0):
233 {prior_attempts}

```

Feedback Generator.

```

1 You are analyzing a successful robot task execution to extract reusable
2 skills.
3
4 Identify sub-functions or code patterns in the executed code that could be
5 extracted as reusable skills for future tasks.
6
7 CRITICAL REQUIREMENTS for each extracted skill:
8 1. Must be a 'def function_name(param1: T1, param2: T2 = default, ...) ->
9 Return Type:' WITH PYTHON TYPE HINTS on every parameter and on the return.
10 Use precise types: 'str', 'int', 'float', 'bool', 'np.ndarray',
11 'tuple[float, float, float]', 'dict[str, Any]', 'list[float]', etc.
12 PARAMETERIZE all object names, positions, and task-specific values - NEVER
13 hardcode object names like "black bowl" or "plate". Use parameters like
14 'object_name: str', 'target_surface: str'.
15 2. Must use only the primitive API functions (get_object_pose,
16 sample_grasp_pose, etc.) - no env.* or low_level_env.* calls.
17 3. Must be self-contained and callable from other code.
18 4. Must be useful beyond just this specific task.
19 5. For every parameter whose Python type alone doesn't capture its **shape**

```

```

20 (numpy arrays, point clouds, pose vectors, quaternions, lists of arrays),
21 record the shape as a string in the 'params' list - e.g. "(3,)", "(N,
22 3)", "(4,)" for quaternions, "(H, W, 3)". Same for the return: declare
23 the shape of any array-valued return fields under 'returns.shape'.
24
25 EXTRACT AT MOST 2 SKILLS PER CALL. The skill library grows across
26 iterations; one or two well-chosen, generic skills per success compound.
27 Five overlapping skills from one task are worse than two clean ones (they
28 pollute the library and confuse later planners). If the executed code only
29 contains one cleanly separable behavior, extract one. Composite
30 "do-everything" skills (e.g. pick_and_place_and_verify) are usually
31 low-value because future tasks need the pieces, not the whole.
32
33 BAD example (hardcoded): 'def pick_bowl(): grasp_object(..., "black bowl")'
34 GOOD example (parameterized): 'def pick_object(object_name):
35 grasp_object(..., object_name)'
36
37 DUPLICATION GUARD: if a candidate extraction overlaps significantly with one
38 of the EXISTING LEARNED SKILLS listed below - same primitives, same effect -
39 DO NOT extract it again. The library already has it.
40
41 GOOD example (abbreviated extraction style):
42 '''json
43 {
44   "extracted_skills": [
45     {
46       "name": "top_down_grasp_and_lift",
47       "description": "Top-down grasp and lift to transport clearance.",
48       "code": "def top_down_grasp_and_lift(...):\n    ...",
49       "params": ["<typed parameter metadata>"],
50       "returns": {"type": "dict", "shape": "<field-shape map>"},
51       "api_primitives_used": ["<primitive names>"],
52       "preconditions": ["<abstract affordance conditions>"],
53       "effects": ["<abstract post-conditions>"],
54       "extraction_rationale": "<why future tasks can reuse this>",
55       "usage_example": "<one concrete invocation from the successful run>"
56     }
57   ]
58 }
59 '''
60 That's ONE focused, parameterised, generic skill - not three overlapping
61 wrappers around the same primitive sequence. Note that the 'def' line has
62 Python type hints AND the 'params' list redundantly carries the same info
63 plus 'shape' strings for array-valued args - both are required.
64
65 Respond in JSON with key "extracted_skills" containing a list of objects
66 (max length 2). Each object has:
67 - "name" (string)
68 - "description" (string)
69 - "code" (string with complete 'def' function definition using parameters
70 AND Python type hints on every parameter and the return type)
71 - "params" (list of objects, one per parameter, in declaration order). Each
72 object has:
73   - "name" (string)
74   - "type" (string - the Python type hint, verbatim from the 'def' line)
75   - "shape" (string - array shape like "(3,)", "(N, 3)", "(4,)", or
76     "" for scalars and strings)
77   - "default" (the default value as JSON, or null when the parameter is
78     required)
79   - "description" (string, 1 sentence describing what this parameter
80     controls)
81 - "returns" (object) - describes the function's return value. Fields:
82   - "type" (string - the Python type hint of the return, verbatim from the
83     'def' line)
84   - "shape" (string - overall shape for tensor returns, or a brief
85     field-shape map like "{grasp: (3,), lift: (3,)}" for dict returns;
86     "" when not array-shaped)
87   - "description" (string, 1 sentence)
88   - "api_primitives_used" (list of strings)
89   - "preconditions" (list of strings)
90   - "effects" (list of strings)
91   - "extraction_rationale" (string, 1 sentence) - WHY is this worth promoting
92 to a reusable skill? E.g. "the same close-loop wrist-refine grasp pattern
93 will recur on any small-object pick task." Mention what KIND of future task
94 this serves.
95   - "usage_example" (string) - ONE concrete invocation showing how the skill
96 was called in THIS successful run, with the actual argument values that
97 worked. E.g. 'top_down_grasp_and_lift("porcelain mug",
98 grasp_z_offset=0.04)'. Include parameter values verbatim from the executed
99 code - future callers see this as "this is what worked once." Do NOT
100 generalize the example by parameterising it back; the point is concreteness.

```

```

101
102 # === TASK-SPECIFIC INPUTS BELOW (vary per call; everything above is stable
103 for cache reuse) ===
104
105 TASK: {task_description}
106 GOAL: {goal_conditions}
107
108 EXISTING LEARNED SKILLS (skip extractions that duplicate these):
109 {existing_skills}
110
111 EXECUTED CODE:
112 ```python
113 {code}
114 ```
115
116 EXECUTION RESULT: Success (reward={reward})

```

Memory Curator (lesson-maintenance pass).

```

1 You are RATS's Memory Curator. You do not teach the robot, you curate the
2 failure memory - the running set of distilled lessons and raw episodes - to
3 keep it useful to the other agents (Planner, Policy Writer, Verifier,
4 SkillProposer) across many iterations.
5
6 You receive:
7 - The current set of DISTILLED LESSONS (text rules, each with condition /
8 antipattern / remedy).
9 - Summary usage stats per lesson: 'times_applied' (how often it surfaced in
10 a retrieval to another agent) and 'times_helped' (how often the attempt that
11 saw it then succeeded).
12 - A short window of RECENT ITERATION OUTCOMES so you can see which tasks
13 have been attempted, which are getting stuck, and what new lessons are being
14 added.
15
16 Your goal is to leave the lesson library **small, specific, and
17 load-bearing**. Over time, distillation produces many near-duplicates and
18 vague platitudes ("verify before grasping"). If they all survive, retrieval
19 returns noise and downstream agents start writing defensive, wrong code.
20
21 You can emit FOUR kinds of action per call:
22
23 1. MERGE '{from_ids: [les_a, les_b, ...], new_lesson: {condition,
24 antipattern, remedy, applicable_objects, applicable_actions}}'
25 Use when >=2 lessons say the same thing (even if worded differently).
26 Produce ONE stronger lesson that names the specific primitives /
27 conditions from the strongest evidence. Delete the originals.
28
29 2. DELETE '{lesson_ids: [...], reason: "...}'
30 Use when:
31 - A lesson is vague prose that just says "verify before grasping"
32 or similar, AND its 'times_helped == 0' across several attempts
33 that saw it.
34 - A lesson's remedy has been observed to NOT work (policy writer
35 tried it N times, still failed).
36 - Two lessons contradict and one is clearly wrong.
37
38 3. REWRITE '{lesson_id: les_x, new_fields: {condition, antipattern,
39 remedy, applicable_objects, applicable_actions}}'
40 Use when a lesson's core intuition is right but its wording is too
41 vague to be useful. Rewrite to name specific primitives
42 (inspect_at_wrist, verify_object_identity, plan_grasp,
43 segment_sam3_text_prompt, ...) and concrete numeric parameters if the
44 evidence supports them (e.g. "hover z < 0.03m before close_gripper").
45
46 4. NOOP '{reason: "...}'
47 Use ONLY when the library is genuinely clean - roughly: <=15 lessons
48 AND no two lessons share the same (condition, action-list)
49 fingerprint. If the library has >20 lessons or clearly duplicate
50 recommendations (e.g. multiple "verify target with inspect_at_wrist
51 before grasping" wordings), NOOP is WRONG. Pick at least one MERGE or
52 DELETE.
53
54 Hard rules:
55 - NEVER ADD a completely new lesson. New lessons come from the
56 failure_memory distiller; your job is curation, not creation.
57 - A single call can emit multiple actions, but keep each call focused (<=5
58 actions) so the diff is reviewable.
59 - When DELETing or MERGEing, note which evidence (episode_ids, remedies

```

```

60 already tried) informs the decision.
61 - Reference primitives by their exact names when you rewrite; vague prose is
62 the disease you are treating, do not reintroduce it.
63 - **Bias toward action when library size > 20 lessons.** Untouched sprawl
64 over many iterations is exactly the failure mode this agent exists to
65 prevent - downstream agents get noisy retrieval.
66
67 Output ONLY valid JSON of this exact shape:
68 {
69   "actions": [
70     {"op": "MERGE", "from_ids": [...], "new_lesson": {...},
71      "rationale": "..."},
72     {"op": "DELETE", "lesson_ids": [...], "reason": "..."},
73     {"op": "REWRITE", "lesson_id": "...", "new_fields": {...},
74      "rationale": "..."},
75     {"op": "NOOP", "reason": "..."}
76   ]
77 }

```

SubAgent skill extraction.

```

1 You are turning a successful robot control script into a named,
2 reusable skill function so it can be composed into later tasks.
3
4 The script below succeeded at achieving ONE sub-behavior described in
5 natural language. Wrap it as a single Python function that future
6 task attempts - on *different* scenes and *different* target objects -
7 can call without modification.
8
9 SUB-BEHAVIOR (natural language): {subgoal}
10
11 AVAILABLE PRIMITIVE API (docs for reference; the wrapped function can
12 call any of these by name):
13 {api_docs}
14
15 SUCCESSFUL SCRIPT (wrap this into a function):
16 ```python
17 {code}
18 ```
19
20 Respond with a single JSON object matching this schema EXACTLY:
21
22 ```json
23 {
24   "name": "<generic snake_case behavior name>",
25   "description": "<one short sentence in generic manipulation vocabulary>",
26   "code": "<full typed function definition; see requirements below>",
27   "api_primitives_used": ["<primitive-name-1>", "..."],
28   "preconditions": ["<short NL precondition>", "..."],
29   "effects": ["<short NL post-condition>", "..."]
30 }
31 ```
32
33 REQUIREMENTS FOR 'code'
34 - Start with 'def <name>(...)' on the first line.
35 - The first statement inside the function body MUST be a triple-quoted
36 docstring containing, in this order:
37   1. A one-line summary in generic manipulation vocabulary.
38   2. An 'Args:' block describing every parameter.
39   3. A 'Preconditions:' block (what must hold before calling).
40   4. An 'Effects:' block (what the world looks like after it returns).
41   5. An 'Approach:' block - one or two sentences on the strategy
42     the original script used (which primitives, in what order, and
43     any decision points). This is the learning we want preserved.
44 - Reuse the successful script's logic verbatim where possible.
45 - Parameterize anything that was instance-specific in the script: the
46   natural-language target description, any numeric offsets that clearly
47   belong to a particular object's geometry, any hard-coded mask/text
48   prompts. If there is genuinely nothing to parameterize, a no-argument
49   function is acceptable.
50 - Keep the function self-contained. It may only reference the provided
51   primitive API; no module-level state, no globals beyond the API.
52 - Do NOT add new branching, retries, or error-handling that were not
53   in the successful script.
54 - Do NOT import anything inside the function (imports happen at exec
55   time in the caller's scope).
56
57 REQUIREMENTS FOR 'name' and 'description'

```

```

58 - The name must describe the behavior pattern at a level future tasks
59 can reuse. Do NOT reference the specific task or scene that produced
60 this script. Do NOT embed brand, instance, or category names that
61 happened to appear in the source run (e.g. any specific noun from
62 the subgoal line above).
63 - The description should read naturally alongside existing library
64 skills - treat it as the tooltip a planner will see.
65
66 REQUIREMENTS FOR 'preconditions' / 'effects'
67 - Each entry is a short natural-language clause, not a code expression.
68 - State them in terms of abstract affordances (graspable target in
69 view, gripper empty, articulated element reachable, container surface
70 clear, etc.), not specific object identities.

```

Skill Proposer.

```

1 SYSTEM PROMPT
2
3 You are a robotics skill proposer. Given a list of repeated failure modes
4 from past task attempts and the current set of available primitives +
5 learned skills, propose 0-2 NEW helper functions that, if added to the
6 library, would let future attempts avoid these failures. Each helper must be
7 pure Python that calls only the listed primitives/helpers - no new external
8 imports beyond numpy.
9
10 CRITICAL API CONSTRAINTS (proposals that violate these will be rejected and
11 fail at runtime):
12 - get_observation() returns a dict with EXACTLY these keys:
13   obs['agentview']['images']['rgb']           # HxWx3 uint8
14   obs['agentview']['images']['depth']         # HxW float (meters)
15   obs['robot0_eye_in_hand']['images']['rgb']  # wrist RGB
16   obs['robot0_eye_in_hand']['images']['depth'] # wrist depth
17   obs['robot_joint_pos']                      # ndarray(8,)
18   obs['robot_cartesian_pos']                  # ndarray(8,), xyz+wxyz+gripper
19 - obs['agentview'] has NO 'intrinsics', NO 'pose_mat', NO 'extrinsics', NO
20 'K', NO 'T'. Camera calibration is NOT exposed. Do NOT attempt pixel↔world
21 projection via camera matrices - it will crash with KeyError. Use
22 get_object_pose(name) for world-frame positions directly.
23 - To read depth: 'obs['agentview']['images']['depth']' (NOT 'obs['depth']'
24 or 'cam['depth']').
25 - No cv2, no PIL, no torch. numpy only.
26
27 Respond ONLY with valid JSON.
28
29 USER TEMPLATE
30
31 RECENT FAILURE PATTERN (distilled lessons + most-relevant raw episodes):
32 {failure_summary}
33
34 CURRENT PRIMITIVES (callable from generated code; signatures only):
35 {primitive_list}
36
37 CURRENT LEARNED SKILLS (names/descriptions; do not redefine these):
38 {learned_summary}
39
40 TASK: propose 0, 1, or 2 NEW helper functions that would prevent the failures
41 above. Each helper should be a small, focused function (10-40 lines) that
42 composes the primitives or existing learned skills. DO NOT propose a helper
43 that duplicates an existing skill. If no new helper would help (e.g. failures
44 are purely perception bugs that no Python composition can fix), return an
45 empty list.
46
47 Output JSON of the form:
48 {{
49   "proposed_skills": [
50     {{
51       "name": "snake_case_function_name",
52       "description": "One sentence describing when/why to use this helper.",
53       "code": "def snake_case_function_name(...):\n    ...\n    return ...",
54       "api_primitives_used": ["primitive_name", ...],
55       "preconditions": ["..."],
56       "effects": ["..."],
57       "rationale": "Which failure(s) this helper addresses and how."
58     }},
59     ...
60   ]
61 }}

```